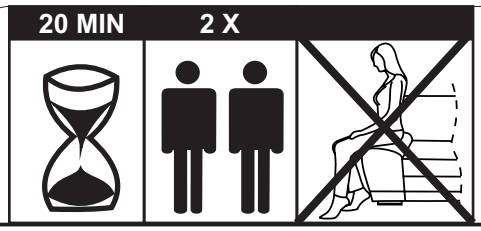

(D) AUFBAUANLEITUNG
(NL) HANDLEIDING VOOR DE MONTAGE
(TR) MONTAJ TALIMATI
(RO) INSTRUCTIUNI DE ASAMBLARE
(F) INSTRUCTION D'ASSEMBLAGE
(CZ) POKYNY K MONTÁŽI
(BG) инструкции за монтаж
(HR) UPUTSTVA ZA MONTAŽU
(GB) ASSEMBLY INSTRUCTIONS
(PL) INSTRUKCJA MONTAŻU
(RU) Инструкция по монтажу
(I) PROCEDURA DI ASSEMBLAGGIO
(SK) POKYNY K MONTÁŽI
(HU) ÖSSZESZERELÉSI ÚTMUTATÓ
(SLO) NAVODILA ZA MONTAŽO
(S) MONTERINGSANVISNING
(LT) DIEGIMO INSTRUKCIJOS
(E) INSTRUCCIONES DE MONTAJE

MODEL **"HAITI"**

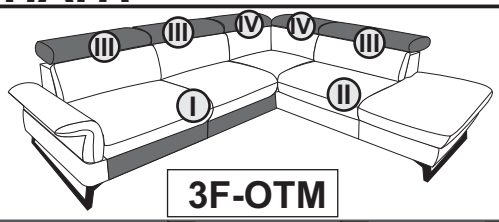

3F-OTM

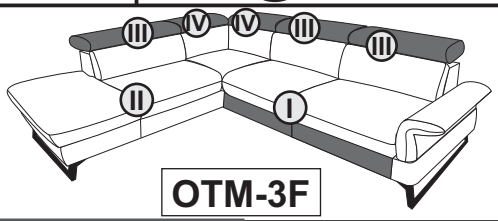

OTM-3F

1/2

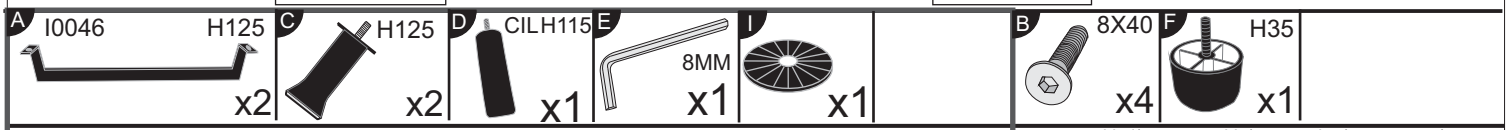

hardware bag/sachet materiel/zubehorbeutel/sachetti materiale/bolsa de materiales/worek materialowy

pre-assembled/ pre assemble/ vormontiert/ premontato/ wstepnie/ zamontowane



1

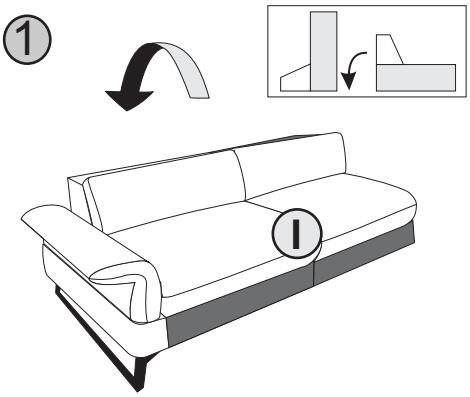

2

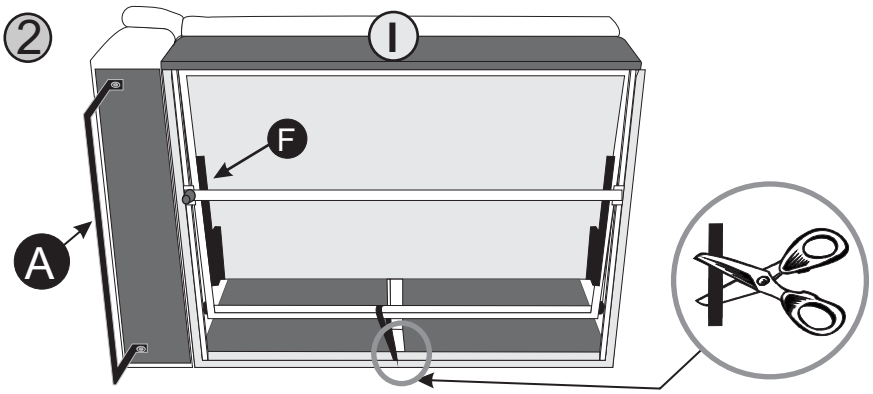

3

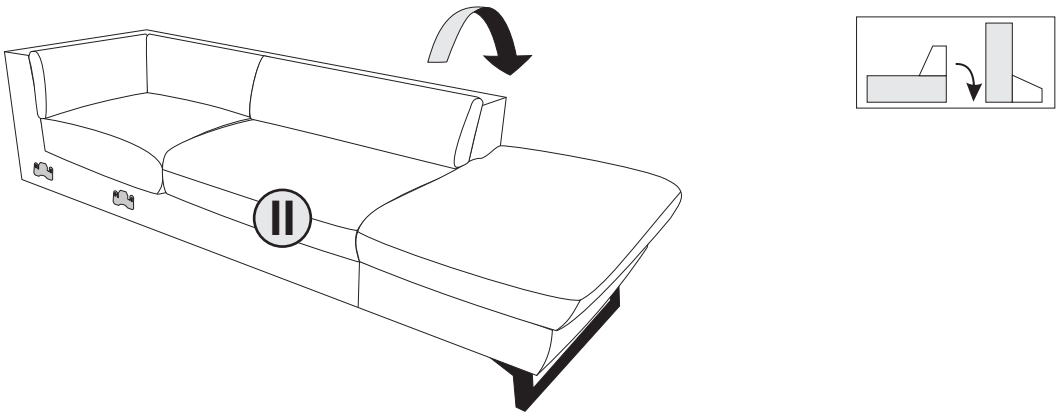

4

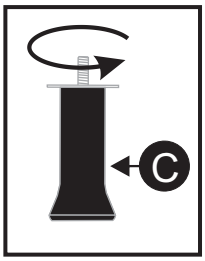

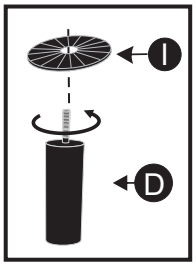

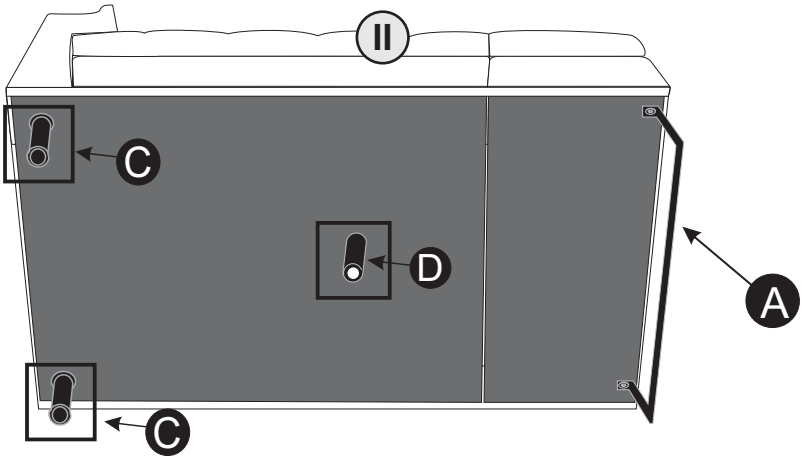

LE TRI FACILE

BAC DE TRI

I01-01.11.2022

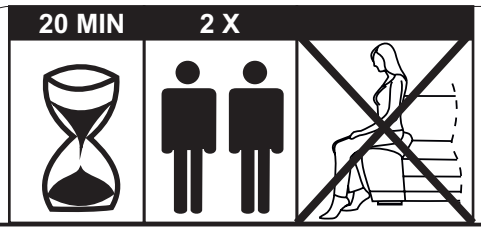

(D) AUFBAUANLEITUNG
(NL) HANDLEIDING VOOR DE MONTAGE
(TR) MONTAJ TALIMATI
(RO) INSTRUCTIUNI DE ASAMBLARE
(F) INSTRUCTION D'ASSEMBLAGE
(CZ) POKYNY K MONTÁŽI
(BG) инструкции за монтаж
(HR) UPUTSTVA ZA MONTAŽU
(GB) ASSEMBLY INSTRUCTIONS
(PL) INSTRUKCJA MONTAŻU
(RU) Инструкция по монтажу
(I) PROCEDURA DI ASSEMBLAGGIO
(SK) POKYNY K MONTÁŽI
(HU) ÖSSZESZERELÉSI ÚTMUTATÓ
(SLO) NAVODILA ZA MONTAŽO
(S) MONTERINGSANVISNING
(LT) DIEGIMO INSTRUKCIJOS
(E) INSTRUCCIONES DE MONTAJE

MODEL **"HAITI"**

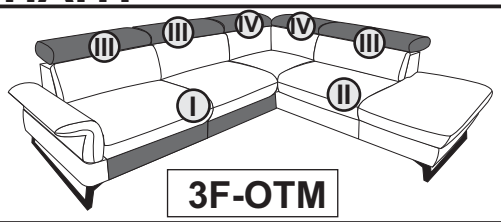

3F-OTM

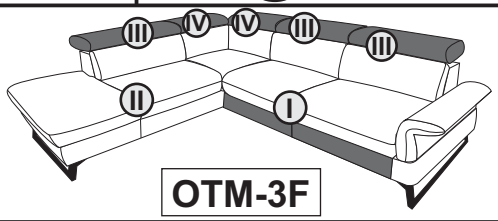

OTM-3F

2/2

5

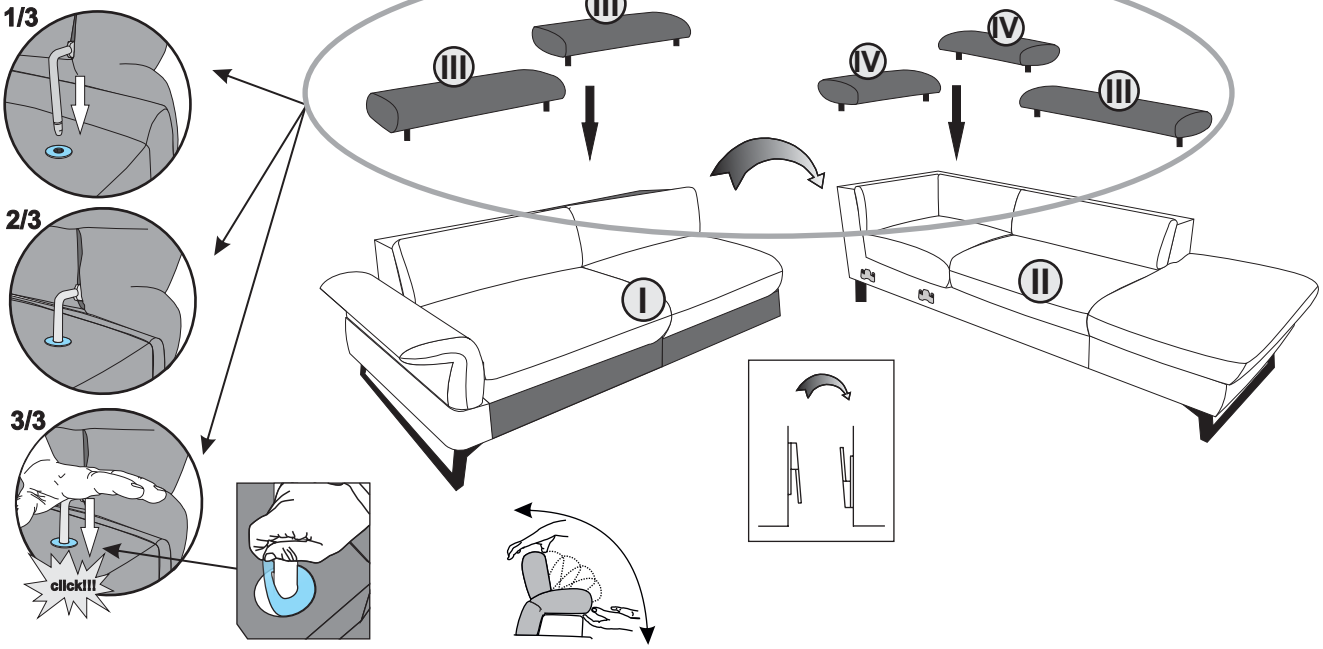

6

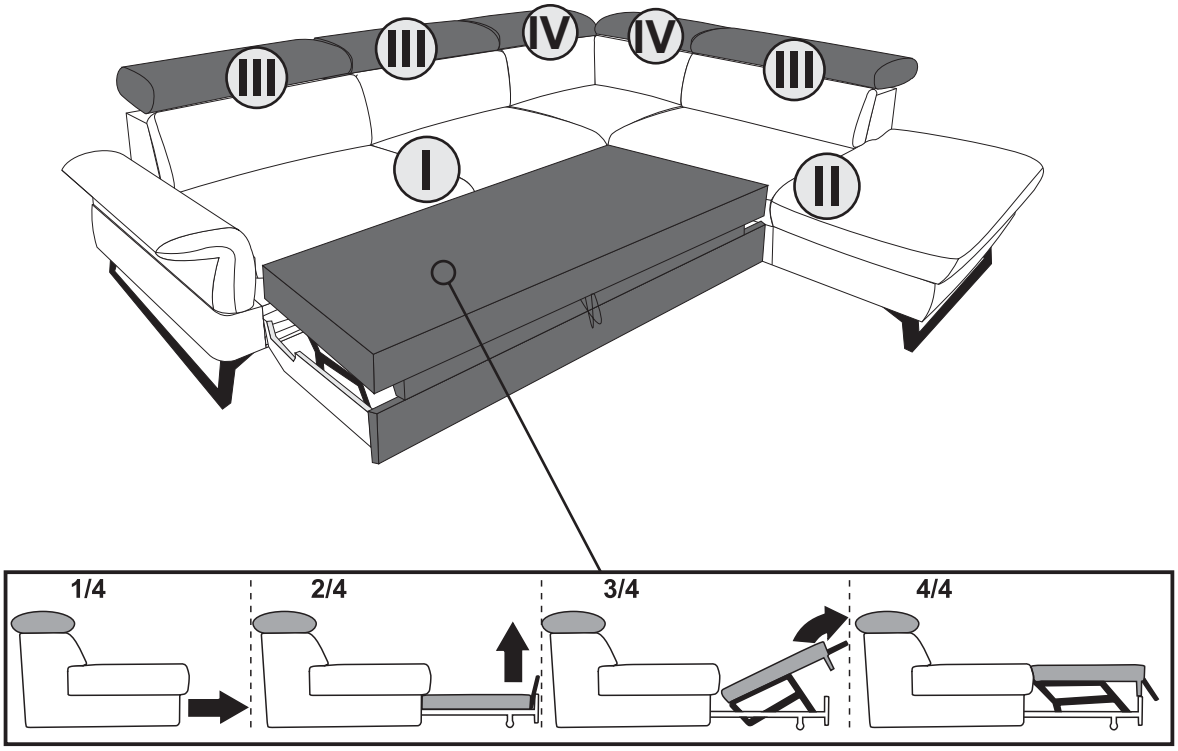

LE TRI FACILE

BAC DE TRI

I01-01.11.2022

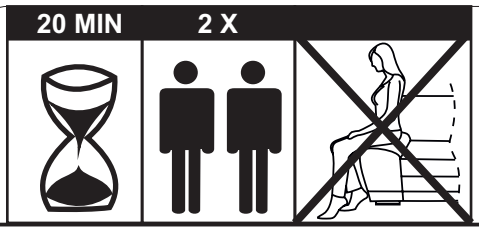

(D) AUFBAUANLEITUNG
(NL) HANDLEIDING VOOR DE MONTAGE
(TR) MONTAJ TALIMATI
(RO) INSTRUCTIUNI DE ASAMBLARE
(F) INSTRUCTION D'ASSEMBLAGE
(CZ) POKYNY K MONTÁŽI
(BG) инструкции за монтаж
(HR) UPUTSTVA ZA MONTAŽU
(GB) ASSEMBLY INSTRUCTIONS
(PL) INSTRUKCJA MONTAŻU
(RU) Инструкция по монтажу
(I) PROCEDURA DI ASSEMBLAGGIO
(SK) POKYNY K MONTÁŽI
(HU) ÖSSZESZERELÉSI ÚTMUTATÓ
(SLO) NAVODILA ZA MONTAŽO
(S) MONTERINGSANVISNING
(LT) DIEGIMO INSTRUKCIJOS
(E) INSTRUCCIONES DE MONTAJE

MODEL **"HAITI"**

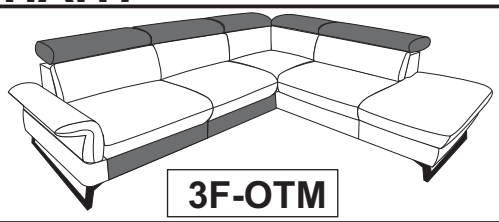

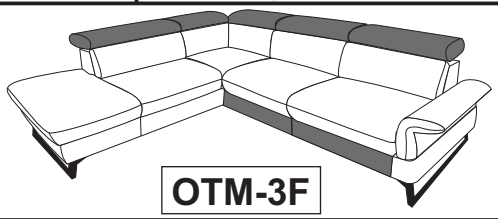

Le produit destiné à un usage domestique.
Après assemblage de ce produit, il est conseillé d'aé régulièrement la pièce pendant quelques jours.
Risque de pincement lors de la fermeture du coffre.

The product is intended for domestic use.
After assembling this product, it is advisable to ventilate the room regulary for a few days.
Risk of being pinched when closing the box.