

15002 Tischgestell Schickeria Schwarz Ø80cm

EAN: 4025621150022

KARE
DESIGN

Email: info@kare.de

KARE Design GmbH Zeppelinstraße 16, 85748 Garching-Hochbrück Germany

Geschäftsführende Gesellschafter: Jürgen Reiter, Peter Schönhofen


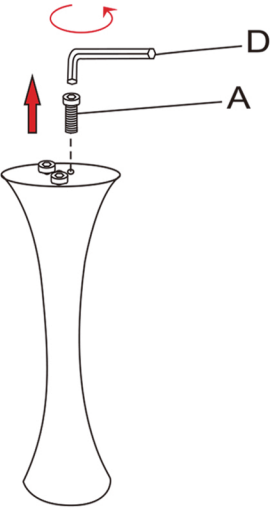
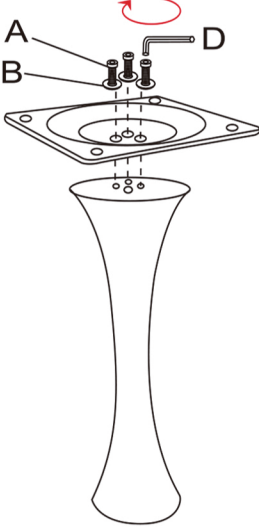
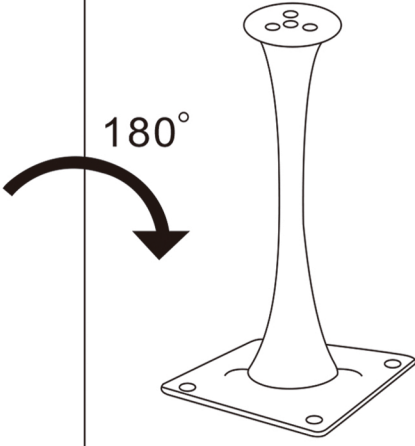
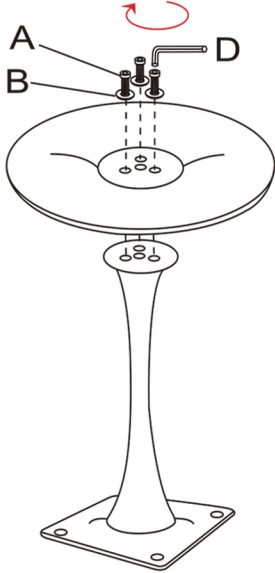
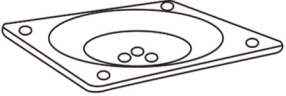
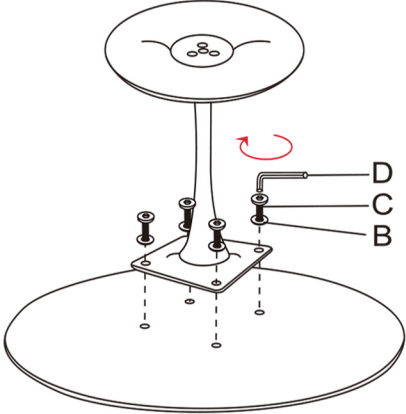

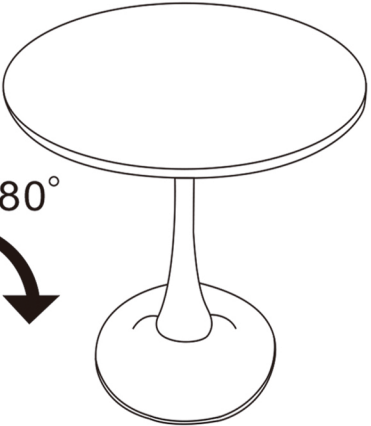

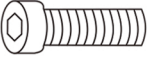
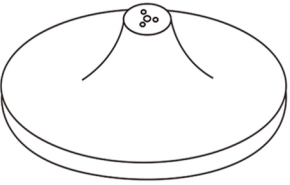


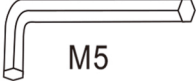
KARE Design GmbH HRB 164 249 Amtsgericht München Sitz: München Steuernummer: Finanzamt München für Körperschaften,
143/153/40064 USt-ID: DE 250 622 249

www.kare.de www.kare-design.de

Table Schickeria MDF Top & Steel Base Assembly Instruction

KARE
DESIGN

Tips : Using the received product boxes or packaging contents during assembly will prevent flooring and product damage. The extra screws are for spare parts.

<p>Table Top x 1</p> 	<p>1. Remove the "A" screw counterclockwise</p> 			<p>2. Combine "A" and "B" and rotate clockwise</p> 	<p>3. Turn the table leg over.</p> 	<p>4.</p> 	
<p>Square Plate x 1</p> 	<p>5. Combine the assembled table stand with the table top.</p> 			<p>6. Turn the assembled table over, never force the table leg to turn over, may cause the nut to fall off.</p> 	<p>7. Thank you for your support of KARE</p> 		
<p>Table Leg x 1</p> 	<p>A</p>	 M8x30mm	<p>6</p>	<p>Table Base x 1</p> 	<p>C</p>	 M6x13mm	<p>4</p>
	<p>B</p>		<p>10</p>		<p>D</p>	 M5	<p>1</p>

25263 Tischplatte Schickeria Weiß Ø80cm

EAN: 4025621252634

KARE
DESIGN

Email: info@kare.de

KARE Design GmbH Zeppelinstraße 16, 85748 Garching-Hochbrück Germany

Geschäftsführende Gesellschafter: Jürgen Reiter, Peter Schönhofen

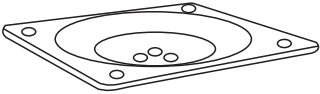

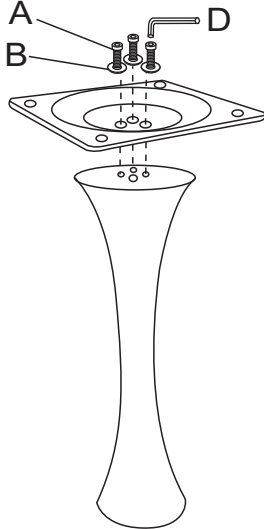
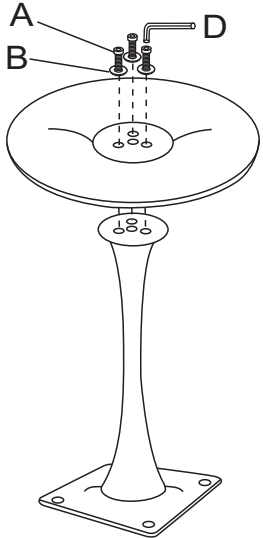

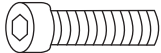
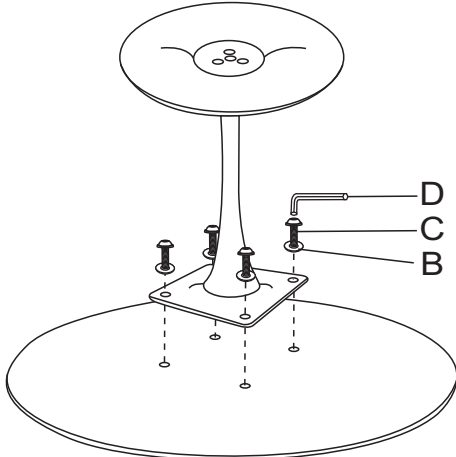

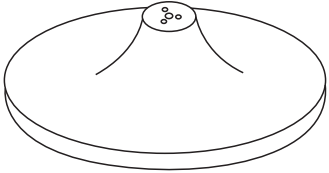
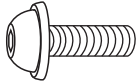

KARE Design GmbH HRB 164 249 Amtsgericht München Sitz: München Steuernummer: Finanzamt München für Körperschaften,
143/153/40064 USt-ID: DE 250 622 249

www.kare.de www.kare-design.de

Table Schickeria MDF Top & Steel Base

Tips: A clean rug or canvas drop cloth or carton should cover your work area before assembly, to avoid table top being scratched or nicked. The extra screws are spare parts.

KARE
DESIGN

<p>Square Plate x 1</p> 	<p>Table Top x 1</p> 			<p>①</p> 	<p>②</p> 	
<p>Table Leg x 1</p> 	<p>A</p>		<p>6</p>	<p>③</p> 	<p>④</p> 	
<p>Table Base x 1</p> 	<p>C</p>		<p>4</p>	<p>D</p>		<p>1</p>