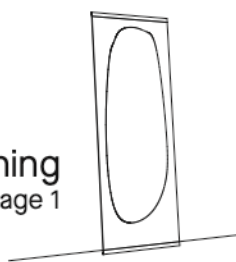
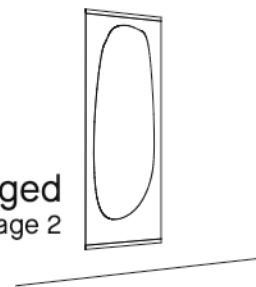


**Obu  
2838.311**

**leaning**  
see page 1



**hanged**  
see page 2



## leaning



1x



3x



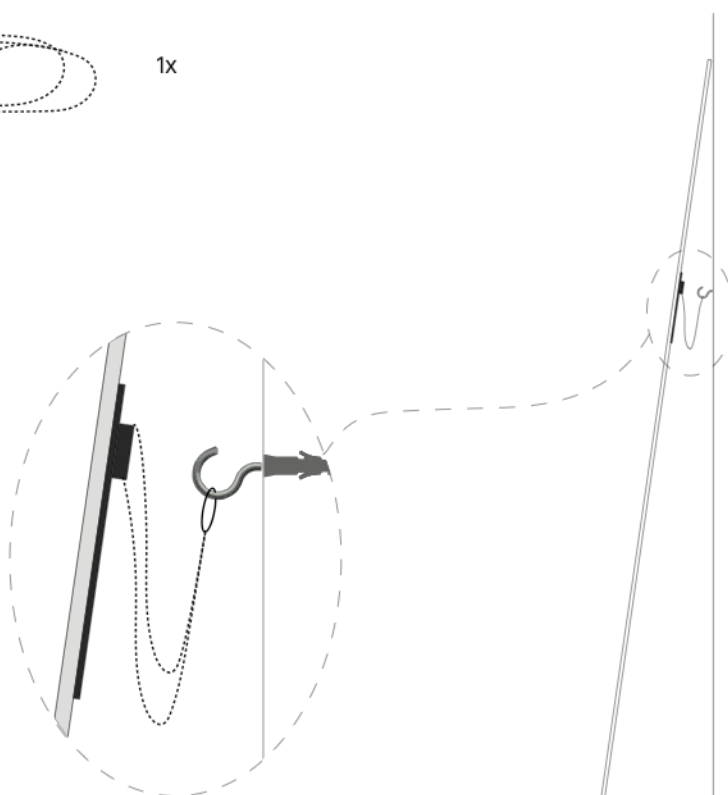
1x



1x

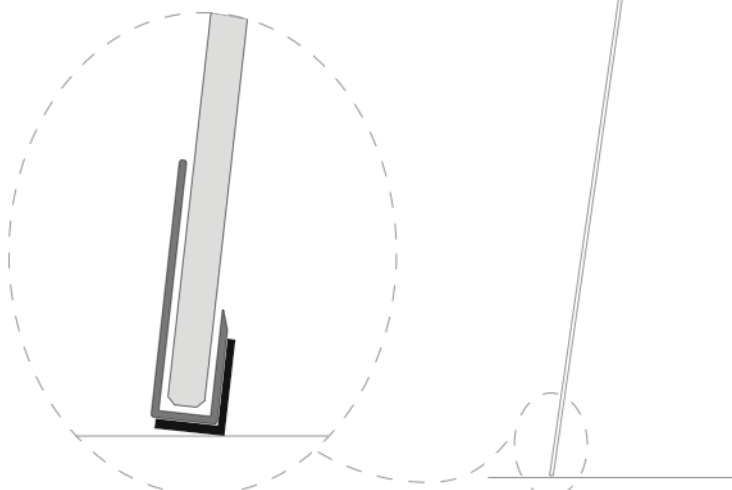
## install the security chain

Drill a Ø 6mm hole in the wall behind the mirrored part of the mirror.  
Thread the chain through one of the back plates of the mirror. Close the chain with the attached ring. And hitch it on the hook placed in the wall.



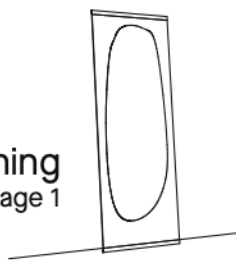
## install the anti-skid foam

Stick the anti-skid foam provided on the bottom profile of the mirror. Stick them on the back corner so it is not visible.



Obu  
2838.311

leaning  
see page 1



hanged  
see page 2



hanged



hang the mirror on the wall

Drill 2 Ø 6mm holes at the desired height.  
These holes have to be 200mm apart.  
Place the hooks in the plugs and hang the  
mirror

