



56516 TABLE LAMP

KARE
DESIGN




A
SHADE
(1PC)

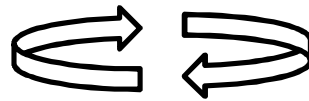


B
BASE
(1PC)

STEP-1 COLLECT ALL THE PARTS



BASE (B)



NOW OPEN THE SHADE RING AND
PUT (A) ON (B) AND THAN
TIGHTEN THE SHADE RING