


**ASSEMBLY  
INSTRUCTIONS**


**DESCRIPTION:- GLOBE TABLE**  
**ARTICLE NO :- 66720**

**0.25 HOURS**

APPROXIMATE ASSEMBLY TIME



2 PERSON ASSEMBLY



**HARDWARE**

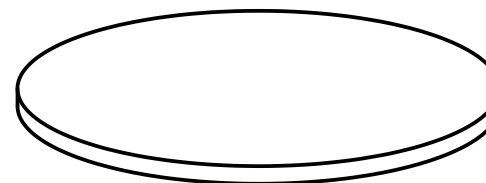


6 Pieces

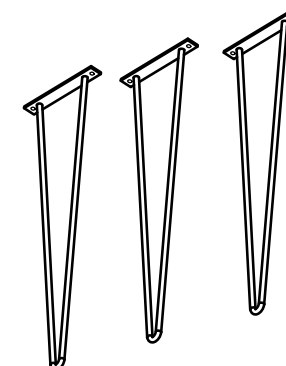
**REQUIRED ASSEMBLY TOOLS**



1 Piece



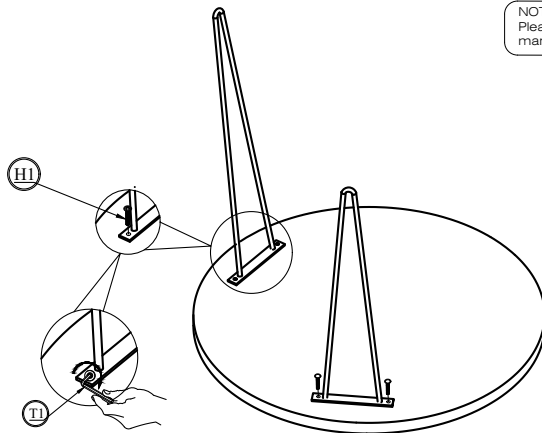
CARCASE :- 1 PIECES



METAL LEGS :- 3 PIECES

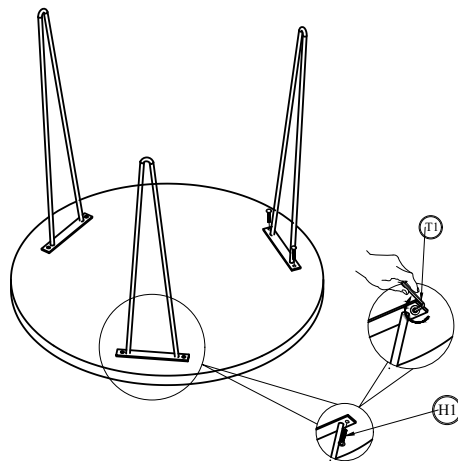
**PAGE 1/3**

## STEP - 1




NOTE:- Each Leg is numbered.  
Please match according to respective  
markings.

















## STEP - 2



## FINAL PRODUCT



## Care & Maintenance

-   ☐ Do not put hot items directly on furniture surface.
-   ☐ Do not clean furniture with harsh cleansers or polish.
-   ☐ Do not place furniture in direct sunlight.
-   ☐ Do not place furniture near heating or cooling vents.
-   ☐ Do not write on furniture without a padded barrier to protect the surface.
-   ☐ Do not place furniture outside. For indoor use only.
-   ☐ Dust and pick-up spills using a clean, non-colored, lint-free cloth.
-   ☐ Stains may be removed with mild soap solution and damp cloth.