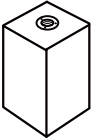
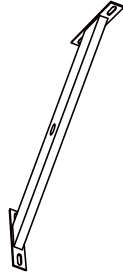

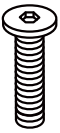
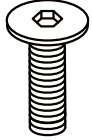
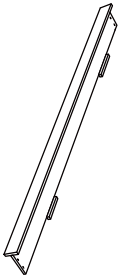
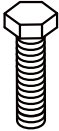


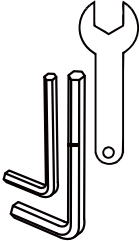
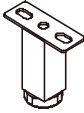









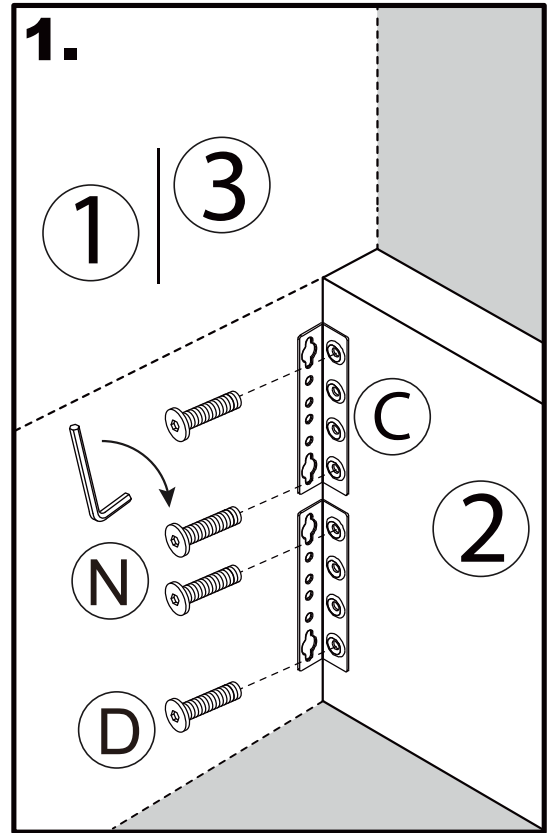
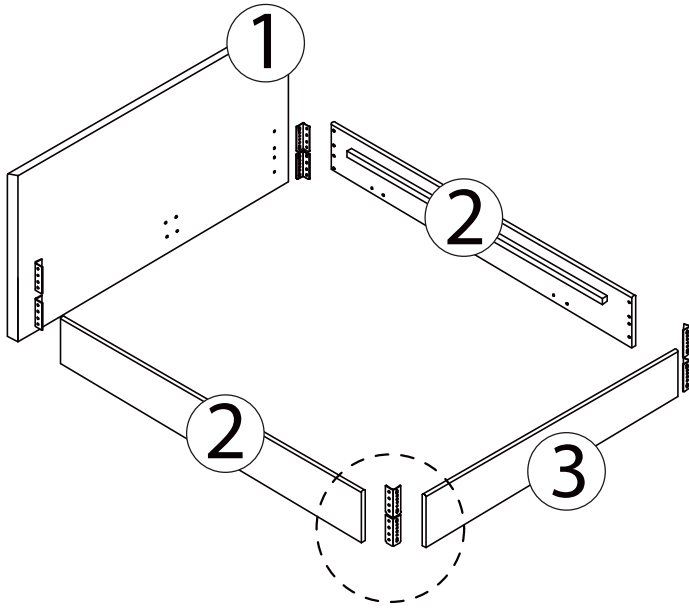
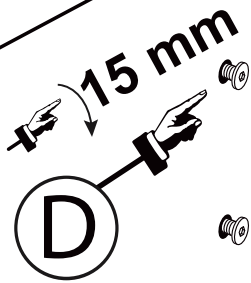



Meise Möbel GmbH & KG Klosterbauerschafter Straße 27 D-32278 Kirchlengern			<b>Kara by meise (JF8020)</b>					240 cm	
<b>A-108</b>	<b>B-108</b>	<b>C-108</b>	<b>D-108</b>	<b>E-108</b>	<b>F-108</b>	<b>G-108</b>	<b>H-108</b>	<b>I-108</b>	
2	2	10	36	2	1	-	8	8	
						-			
H72*40*40	670*40*20	-	M6*40	M8*40	2010*150*70	-	M6*35	M6*20	
<b>J-108</b>	<b>K-108</b>	<b>LL/LR-108</b>	<b>M-108</b>	<b>N-108</b>	<b>O-108</b>	<b>P-108</b>	<b>Q-108</b>	<b>R-108</b>	
-	-	-	1	1 / 1 / 1	2	-	-	-	
-	-	-				-	-	-	
-	-	-	Set	4 / 5 / 10	H 50	-	-	-	
<b>S-108</b>	<b>T-108</b>	<b>UL/UR-108</b>	<b>V-108</b>	<b>W-108</b>	<b>X-108</b>	<b>Y-108</b>	<b>Z-108</b>	<b>AA-108</b>	
2	-	-	-	12	-	-	-	8	
	-	-	-		-	-	-		
1520*36*36	-	-	-	M6	-	-	-	M8*60	
									
		 60 min		 < 120 KG < 120 KG					



1



2.

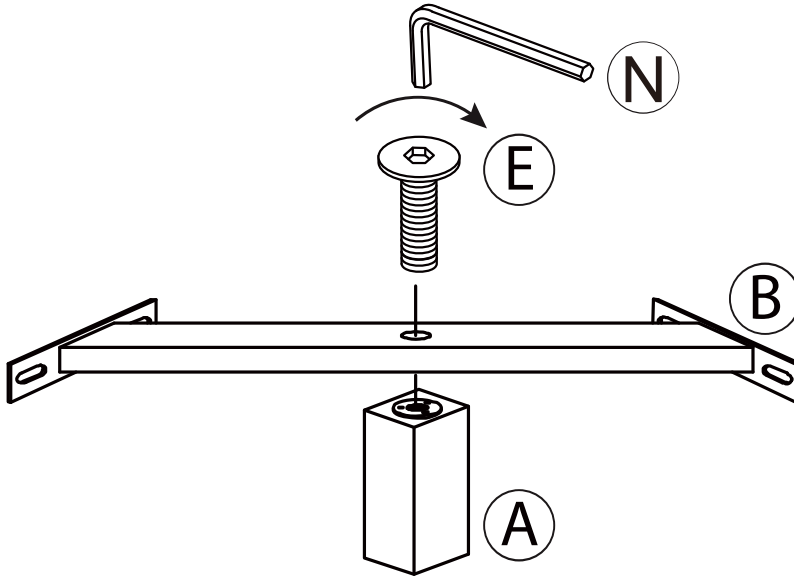


3.

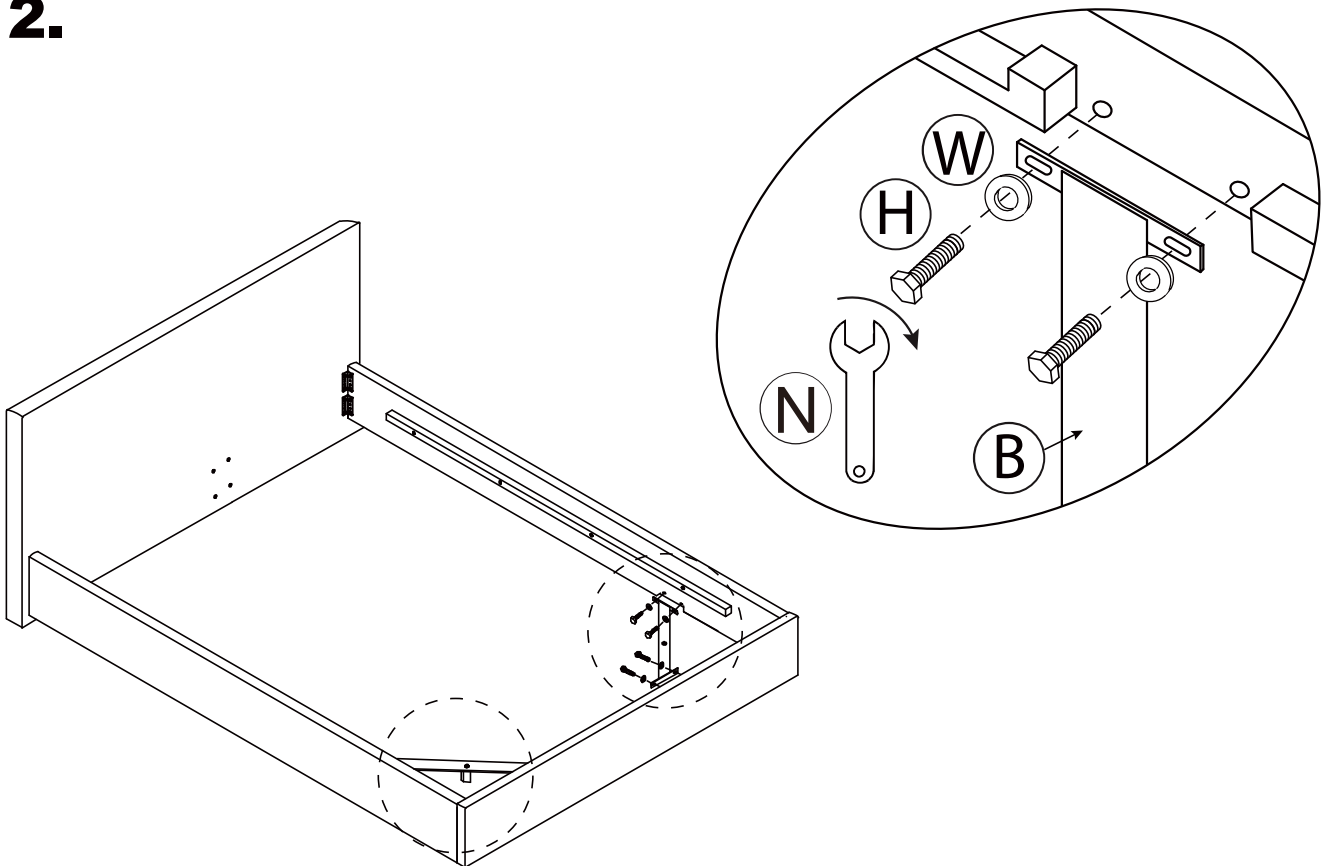


2

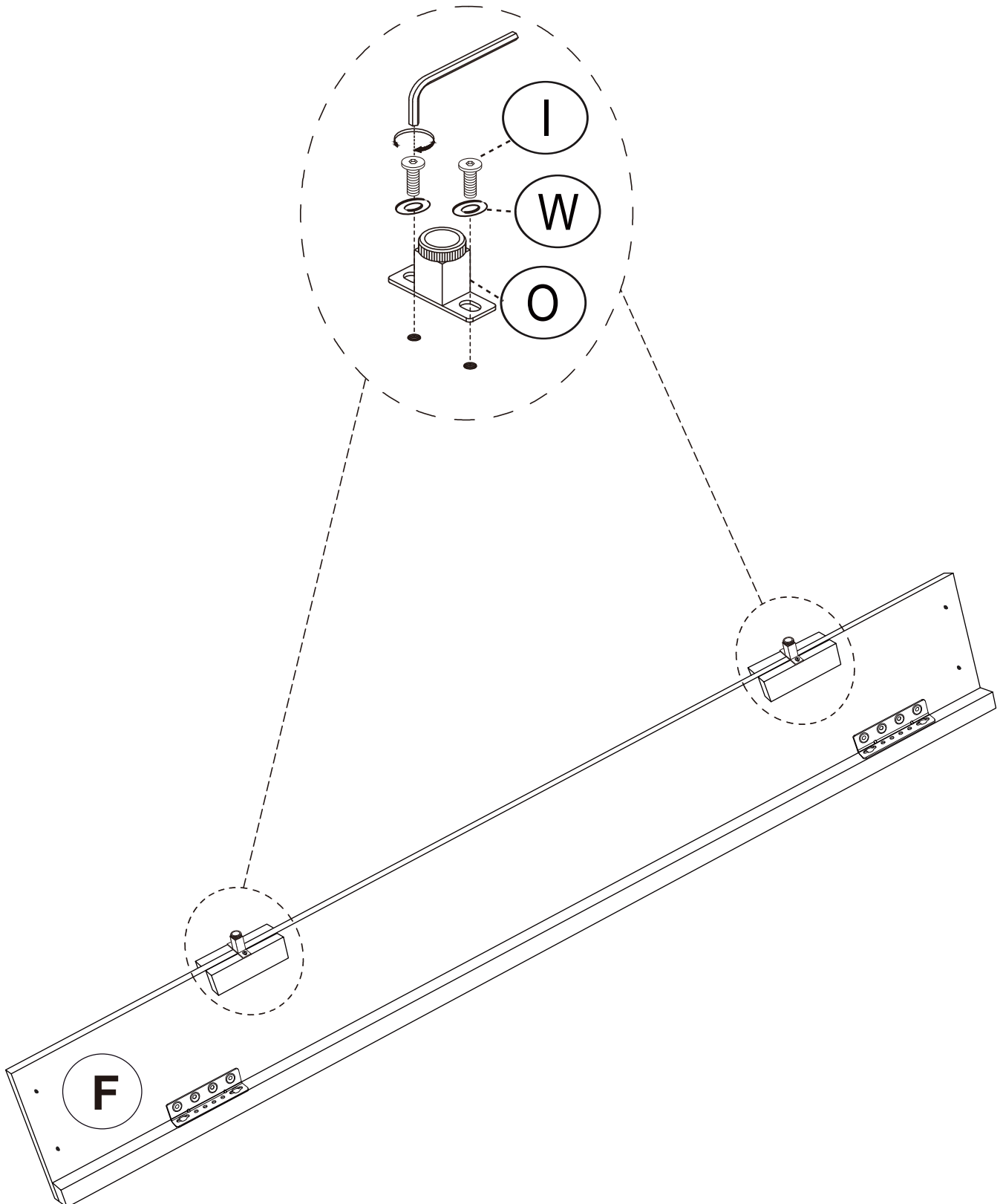
1.



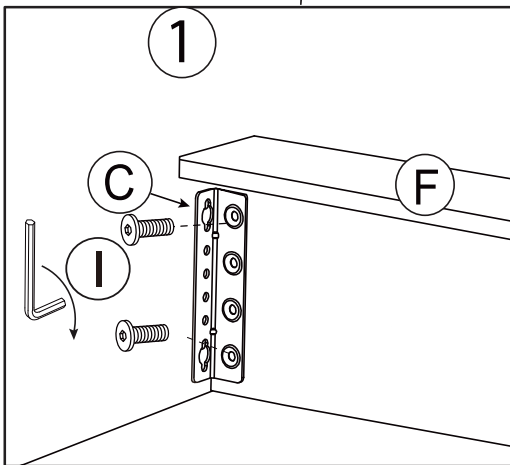
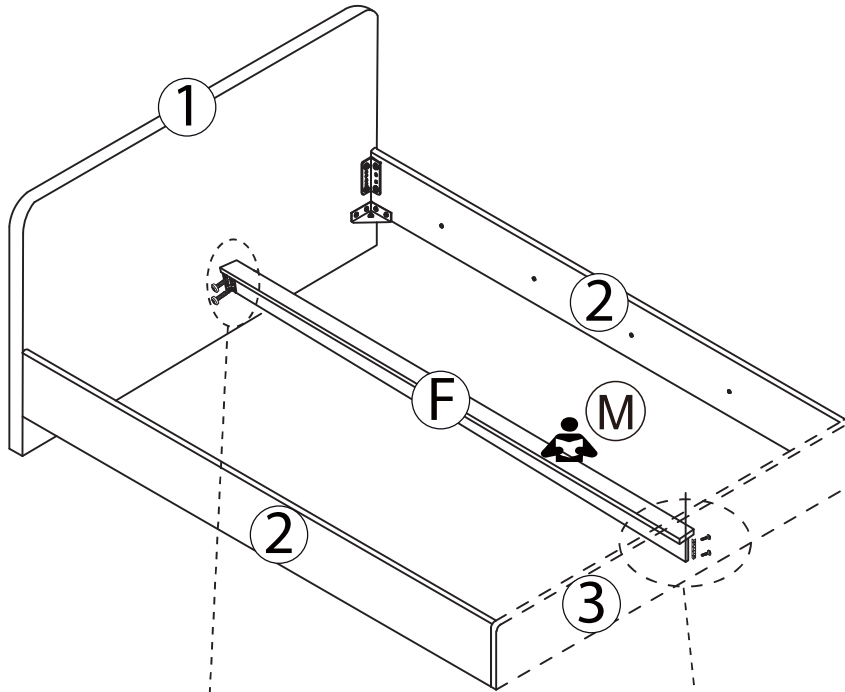
2.



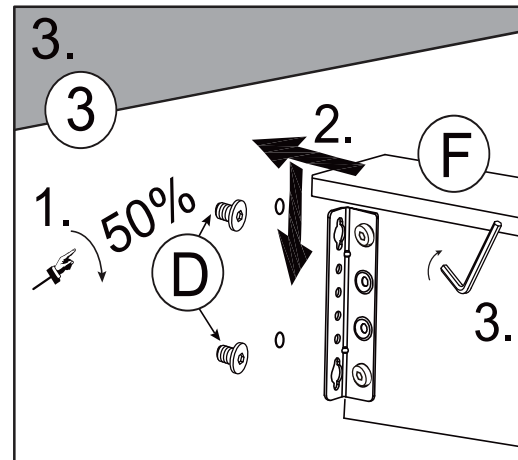
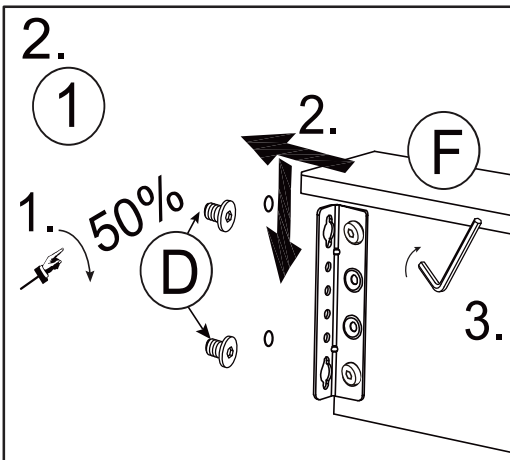
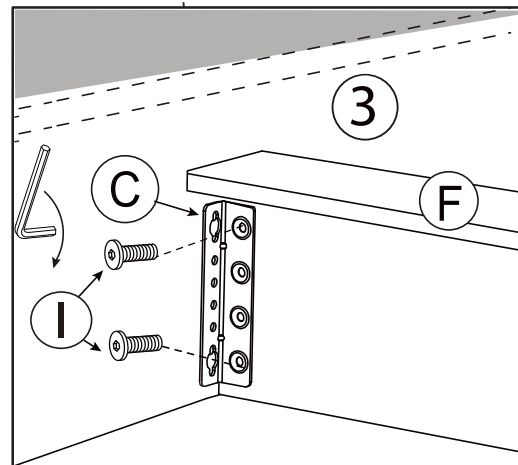
3



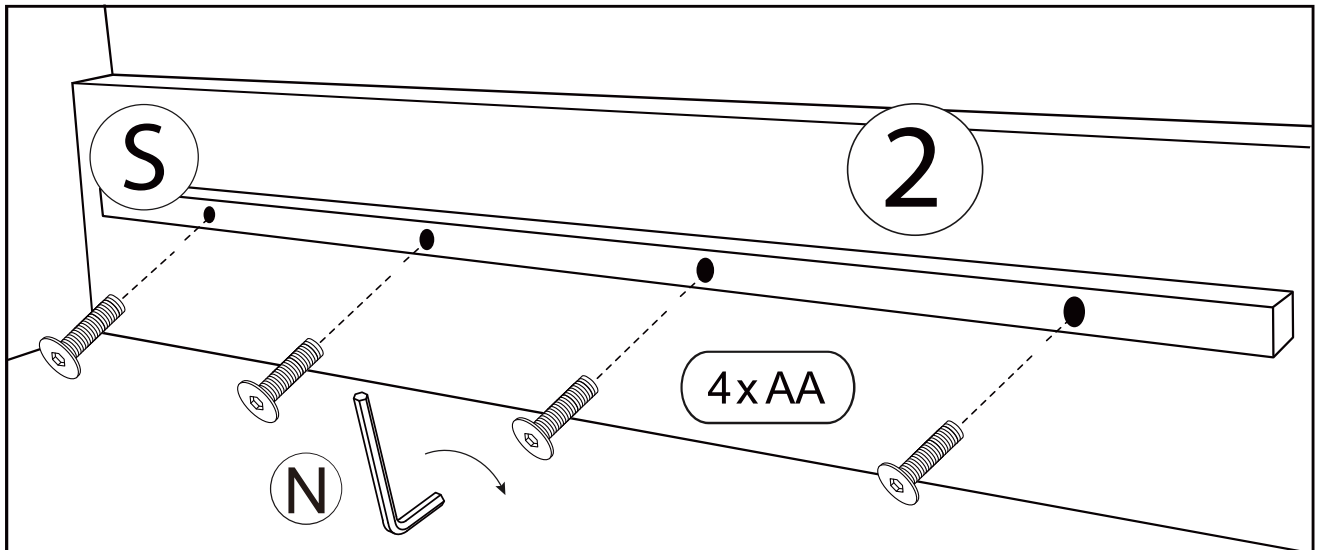
4



1.



5





„Wichtig: Gebrauchs- und Montageanleitung für spätere Bezugnahme aufbewahren, sorgfältig lesen“

"Important: for future reference please keep the assembly instruction, read it carefully"


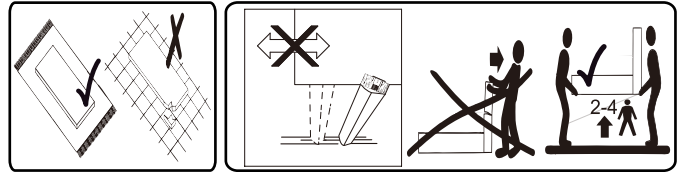
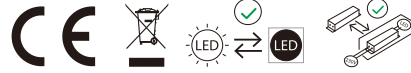
„Important : Notice d'utilisation et de montage pour toute référence ultérieure, à conserver et à lire attentivement.“

**Modelle** mit Lichtquellen: Die Lichtquellen und die separaten Steuerungselemente können zur Überprüfung durch die Marktüberwachungsbehörde / als Austauschteil aus dem umgebenden Produkt entnommen werden, ohne sie dauerhaft zu zerstören.



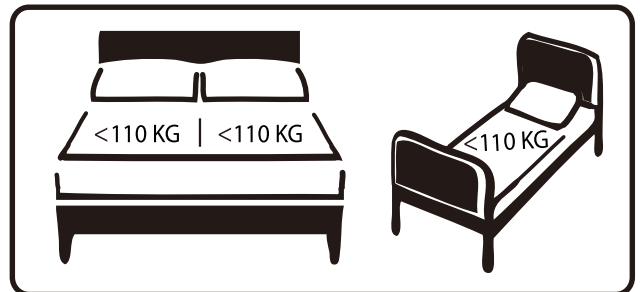

Anweisungen dazu finden Sie in der technischen Dokumentation des Produktes.

**Models** incl. LED Light: The light sources and the separate control elements can be removed from the surrounded product for inspection by the market surveillance authority / as replacement part without permanently destroying them. Instructions for this can be found in the technical documentation of the product.

**Modèles** avec sources lumineuses : Les sources lumineuses et les éléments de commande séparés peuvent être retirés du produit environnant pour être contrôlés par l'autorité de surveillance du marché / en tant que pièce de rechange sans être détruits de manière permanente. Vous trouverez des instructions à ce sujet dans la documentation technique du produit.



Sperrmüll / bulky waste / Déchets encombrants



инструкции за монтаж / návod k montáži / monteringsvejledning / instrucciones de montaje / monteerimisjuhendid / instructions de montage / asennusohjeet / οδηγίες συναρμολόγησης / szerelési útmutató / upute za montažu / istruzioni di montaggio / montāžas instrukcijas / surinkimo instrukcijos / montage-instructies / instruções de montagem / instrukcija montažu / instrukcijunile de asamblare / инструкции по сборке / monteringsanvisningar / návod na montáž / navodila za montažo / montaj talimatları