

20 MIN



2 X



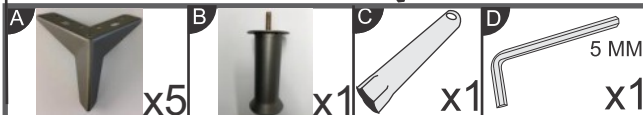
(D) AUFBAUANLEITUNG
(NL) HANDLEIDING VOOR DE MONTAGE
(TR) MONTAJ TALIMATI
(RO) INSTRUCTIUNI DE ASAMBLARE
(F) INSTRUCTION D'ASSEMBLAGE
(CZ) POKYNY K MONTÁŽI
(BG) ИНСТРУКЦИИ ЗА МОНТАЖ
(HR) UPUTSTVA ZA MONTAŽU

(GB) ASSEMBLY INSTRUCTIONS
(PL) INSTRUKCJA MONTAŻU
(RU) Инструкция по монтажу
(I) PROCEDURA DI ASSEMBLAGGIO
(SK) POKYNY K MONTÁŽI
(HU) ÖSSZESZERELÉSI ÚTMUTATÓ
(SLO) NAVODILA ZA MONTAŽO
(S) MONTERINGSANVISNING
(LT) DIEGIMO INSTRUKCIJOS
(E) INSTRUCCIONES DE MONTAJE


MODEL

BOOM**2-OTM AT O F****OTM-2 AT O F**

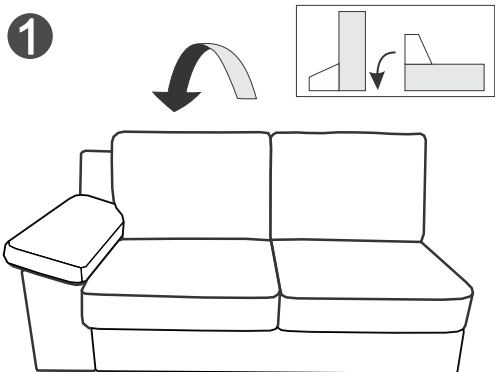
1/3



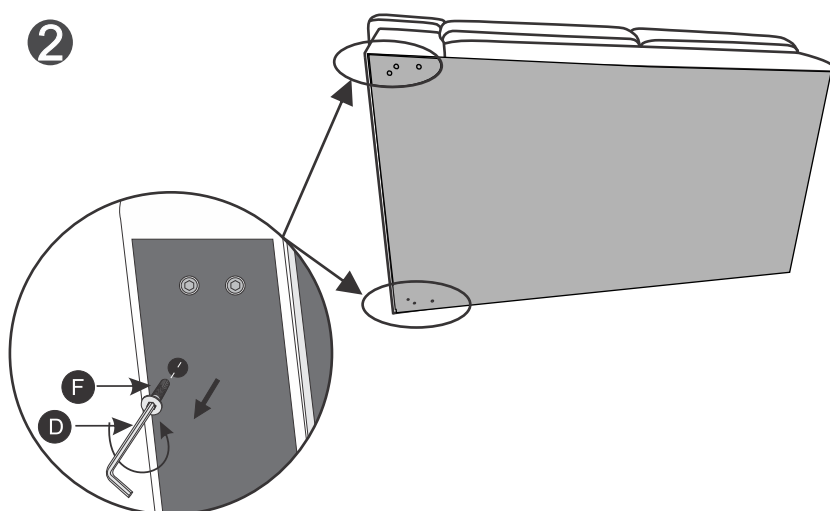
hardware bag/sachet matériel/zubehörbeutel/
sachetti materiale/bolsa de materiales/worek materiałowy



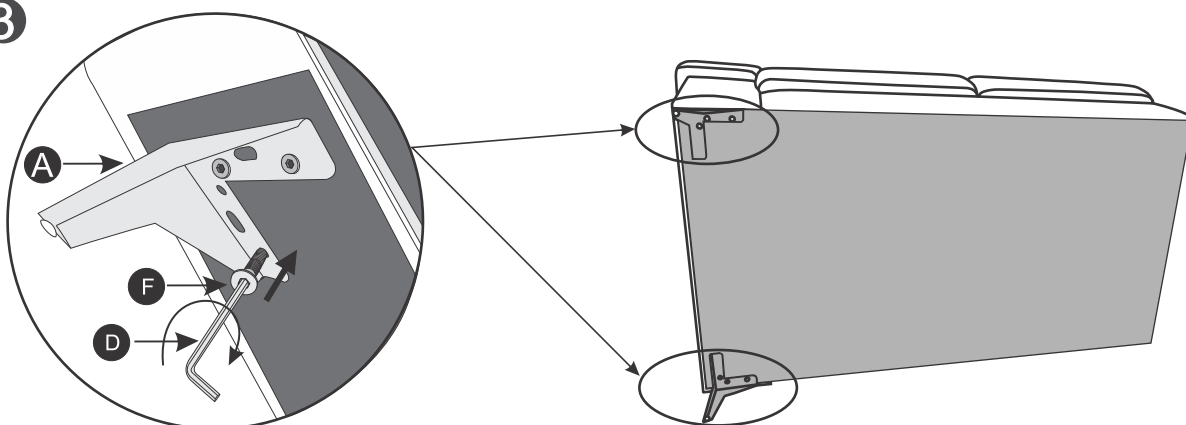
pre-assembled/ pre assemble/ vormontiert/ premontato/ wstępnie/ zamontowane



2



3



LE TRI
+ FACILE



BAC
DE
TRI

20 MIN



2 X



(D) AUFBAUANLEITUNG
(NL) HANDLEIDING VOOR DE MONTAGE
(TR) MONTAJ TALIMATI
(RO) INSTRUCTIUNI DE ASAMBLARE
(F) INSTRUCTION D'ASSEMBLAGE
(CZ) POKYNY K MONTÁŽI
(BG) ИНСТРУКЦИИ ЗА МОНТАЖ
(HR) UPUTSTVA ZA MONTAŽU

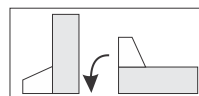
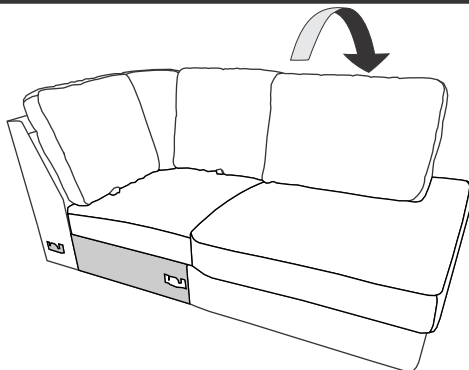
(GB) ASSEMBLY INSTRUCTIONS
(PL) INSTRUKCJA MONTAŻU
(RU) Инструкция по монтажу
(I) PROCEDURA DI ASSEMBLAGGIO
(SK) POKYNY K MONTÁŽI
(HU) ÖSSZESZERELÉSI ÚTMUTATÓ
(SLO) NAVODILA ZA MONTAŽO
(S) MONTERINGSANVISNING
(LT) DIEGIMO INSTRUKCIJOS
(E) INSTRUCCIONES DE MONTAJE

MODEL

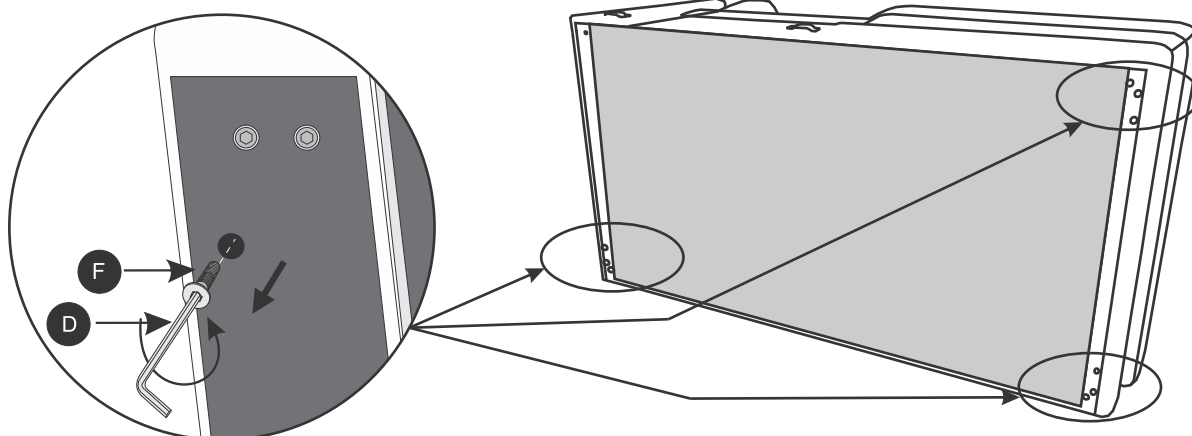
BOOM**2-OTM AT O F****OTM-2 AT O F**

2/3

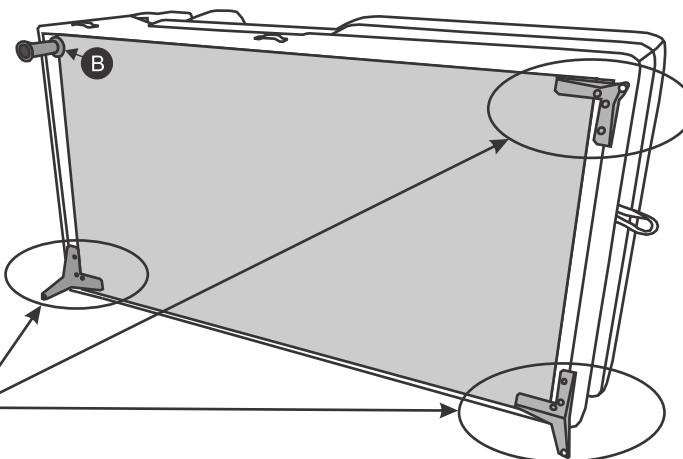
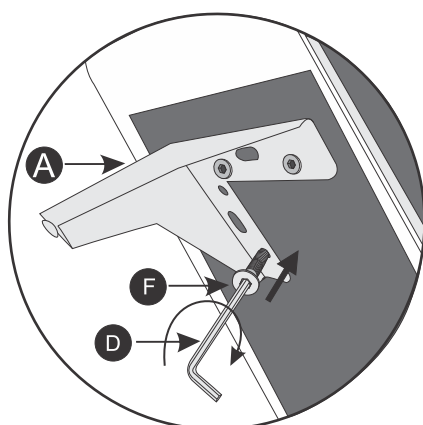
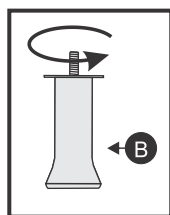
4



5



6

LE TRI
+ FACILEBAC
DE
TRI

20 MIN



2 X



(D) AUFBAUANLEITUNG
(NL) HANDLEIDING VOOR DE MONTAGE
(TR) MONTAJ TALIMATI
(RO) INSTRUCTIUNI DE ASAMBLARE
(F) INSTRUCTION D'ASSEMBLAGE
(CZ) POKYNY K MONTÁŽI
(BG) ИНСТРУКЦИИ ЗА МОНТАЖ
(HR) UPUTSTVA ZA MONTAŽU

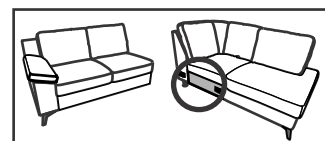
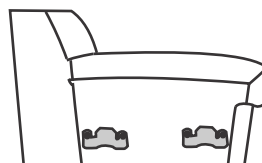


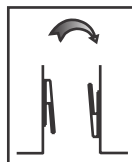
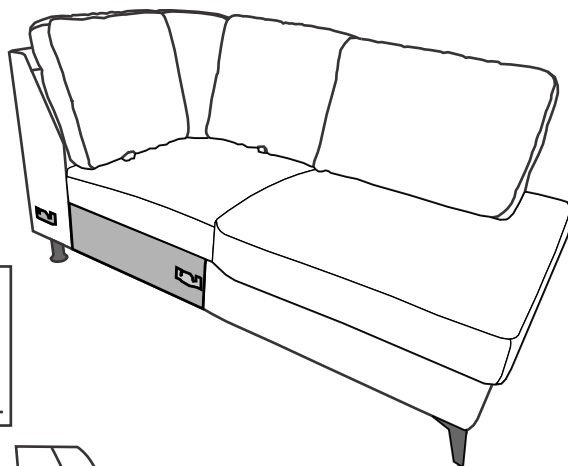

(GB) ASSEMBLY INSTRUCTIONS
(PL) INSTRUKCJA MONTAŻU
(RU) Инструкция по монтажу
(I) PROCEDURA DI ASSEMBLAGGIO
(SK) POKYNY K MONTÁŽI
(HU) ÖSSZESZERELÉSI ÚTMUTATÓ
(SLO) NAVODILA ZA MONTAŽO
(S) MONTERINGSANVISNING
(LT) DIEGIMO INSTRUKCIJOS
(E) INSTRUCCIONES DE MONTAJE

MODEL


BOOM**2-OTM AT O F****OTM-2 AT O F**

3/3

7



8



LE TRI
+ FACILE

