D	**Aufbauanleitung Nr. 68287C**
GB	Instructions for assembly
F	Instructions d'assemblage
NL	Montagehandleidung
SLO	Navodila zu postavljanje
HR	Upute za montažu
RUS	Инструкция по монтажу́
CZ	Montážní návod
HU	összeszerelési útmutató
RO	Instrucţiuni de montaj
SK	Návod na montáž
SR	Uputstva za montažu

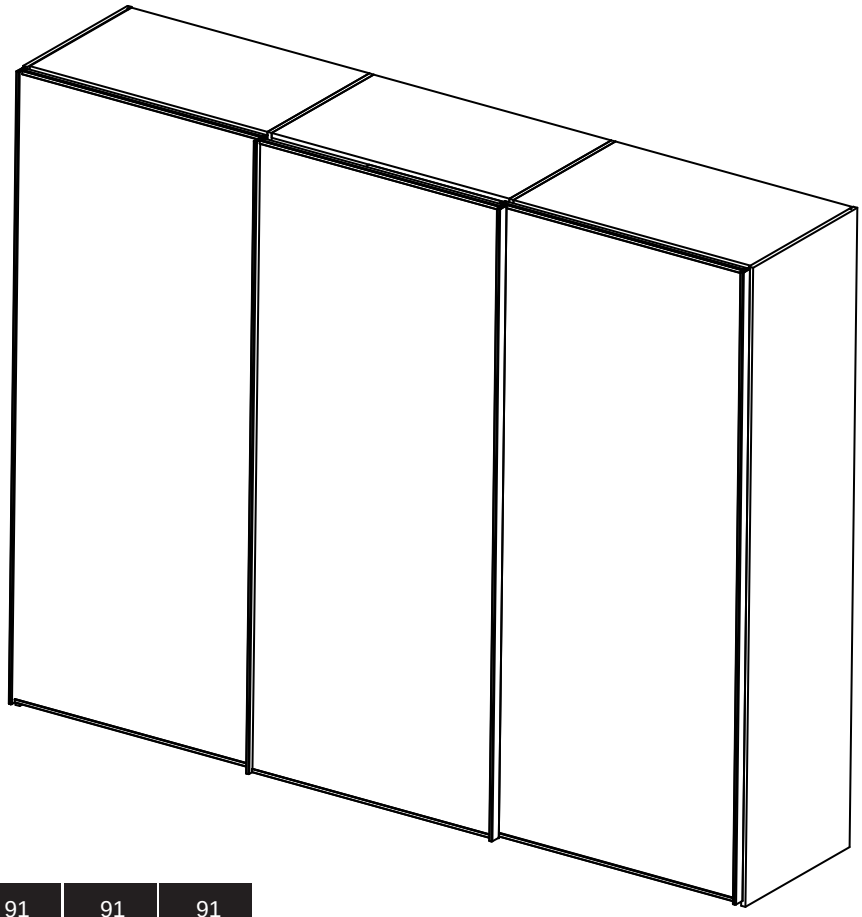







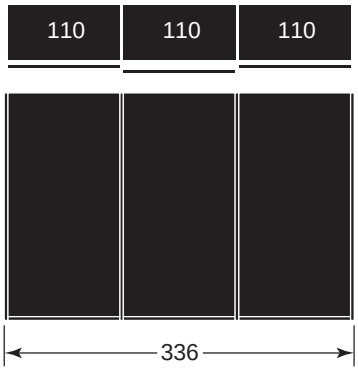

Möbelwerk Martin Staud GmbH | Postfach 15 55 – D-88344 Bad Saulgau
E-Mail: info@staudmoebel.de | Tel.: +49 (0)7581 209-0 | Fax: +49 (0)7581 – 209-102
www.staudmoebel.de

D

Deutsch:
Bitte beachten Sie beim Aufbau unbedingt die Montageanleitung für Ihre Möbel. Der fachkundige Aufbau nach Montageanleitung ist zwingende Garantiebedingung. Bei durch Nichtbeachtung wichtiger Produktinformationen verursachten Folgeschäden wird keine Haftung übernommen.
Nur durch eine genaue vertikale und horizontale Ausrichtung des Schrankkörpers ist eine optimale Funktion der Türen, Schubkästen und Sonderausstattungen gewährleistet. Nach dem genauen Ausrichten ist eine Wandmontage aus Sicherheitsgründen, aber auch aus Funktions- und Stabilitätsgründen unbedingt notwendig.
Das mitgelieferte Wandbefestigungsmaterial (Dübel, Schrauben) ist ausschließlich für die Befestigung an Beton und/oder festem Mauerwerk geeignet. Bei abweichender Beschaffenheit (z.B. Gipskarton- oder Leichtbauwände) ist entsprechendes Befestigungsmaterial im Fachhandel zu besorgen.

GB

Englisch:
Please be absolutely certain to follow the installation instructions when assembling your furniture. Technically competent assembly according to the installation instructions is an essential condition of the guarantee. No liability can be accepted for consequential damages caused by failure to heed important product information.
Optimum function of the doors, drawers and special equipment is only ensured by exact vertical and horizontal alignment of the unit carcase. Following precise alignment, wall attachment is absolutely necessary for safety reasons as well as function and stability.
The wall fixings included in delivery (dowels and screws) are solely suitable for attaching to concrete and/or solid masonry. In case of different characteristics (e.g. plasterboard or lightweight walls), appropriate fixings must be obtained from the specialist trade.

F

Französisch:
Lors du montage de vos meubles, les instructions de montage sont à respecter absolument. Le montage compétent selon les instructions de montage est la condition impérative pour la garantie. Nous déclinons toute responsabilité pour les dommages consécutifs résultant du non-respect des informations importantes sur le produit.
Le fonctionnement correct des portes, tiroirs et équipements en option ne peut être garanti que lorsque le corps de l'armoire a été aligné exactement à la verticale et à l'horizontale. Après l'alignement précis il est absolument nécessaire de réaliser le montage mural de l'armoire pour des raisons de sécurité, de bon fonctionnement et de stabilité.
Les accessoires de fixation murale compris dans la livraison (chevilles, vis) sont destinés exclusivement à la fixation de l'armoire sur des murs en béton ou des murs solides. En cas de murs de qualité différente (p.ex. mur de plâtre ou mur de construction légère) les éléments de fixation correspondants sont à procurer dans le commerce spécialisé.

NL

Niederländisch:
Volg de montage-instructies voor uw meubels. Een vakkundige montage volgens de montagehandleiding is een verplichte garantievoorwaarde. Er wordt geen aansprakelijkheid aanvaard voor gevolgschade die wordt veroorzaakt door het niet naleven van belangrijke productinformatie.
Een optimale werking van de deuren, laden en optionele extra's kan alleen worden gegarandeerd als de kast exact verticaal en horizontaal wordt uitgelijnd. Na een exacte uitlijning is wandmontage absoluut noodzakelijk om veiligheidsredenen, maar ook om functionele en stabiliteitsredenen.
Het meegeleverde wandmateriaal (deuvels, schroeven) is alleen geschikt voor bevestiging aan beton en/of massief metselwerk. In geval van afwijkende omstandigheden (bijv. gipsplaat- of lichtbouwwanden) moet het juiste bevestigingsmateriaal bij een vakhandelaar worden aangeschaft.

SLO

Slowenisch:
Pri postavitvi obvezno upoštevajte navodila za montažo pohištva. Strokovna postavitev v skladu z navodili za montažo je pogoj za garancijo. Za škodo, ki je posledica neupoštevanja pomembnih informacij o izdelku, ne prevzemamo odgovornosti.
Najboljše odpiranje in zapiranje vrat, predalov in opreme po meri je zagotovljeno le z natančno navpično in vodoravno poravnavo korpusa omare. Po natančni poravnavi je treba omaro zaradi varnosti, funkcionalnosti in stabilnosti obvezno pritrditi na steno.
Priloženi material za pritrditev na steno (vložki, vijaki) je primeren izključno za pritrditev omare na beton in/ali trden zid. Pri drugačnih konstrukcijah (npr. stene iz mavčnih ali lahkih gradbenih plošč) je treba priskrbeti ustrezen material za pritrditev, ki je na voljo v specializiranih prodajalnah.

HR

Kroatisch:
Prilikom sastavljanja obavezno obratite pozornost na upute za montažu vašeg namještaja. Stručno sastavljanje u skladu s uputama za montažu obvezni je jamstveni uvjet. U slučaju posljedičnih šteta nastalih zbog nepridržavanja važnih informacija o proizvodu ne preuzimamo jamstvo.
Samo preciznim okomitim i vodoravnim poravnavanjem tijela ormara zajamčena je optimalna funkcija vrata, ladica i posebne opreme. Nakon preciznog poravnavanja obvezna je montaža na zid ne samo zbog sigurnosti, nego i zbog funkcije i stabilnosti.
Isporučeni materijali za pričvršćivanje na zid (pričvrsnice, vijci) isključivo su prikladni za montažu na beton i/ili čvrsti zid. U slučaju svojstava koja odstupaju (npr. zidovi od gipsanog kartona, lagani pregradni zidovi) potrebno je nabaviti pričvrsni materijal u specijaliziranoj trgovini.

RUS

Russisch:
Во время сборки мебели обязательно соблюдайте требования соответствующей инструкции. Правильная сборка по инструкции является обязательным условием для предоставления гарантии. Изготовитель не несет ответственности за косвенный ущерб, если важная информация об изделии не была учтена.
Надлежащее функционирование дверей, выдвижных ящиков и дополнительной оснастки обеспечивается точным выравниванием шкафа строго по горизонтали и вертикали. Выставив шкаф, необходимо обязательно закрепить его к стене из соображений безопасности, обеспечения правильного функционирования и стабильности.
В комплект поставки входит материал для крепления к стене (дюбели, шурупы). Они подходят только для крепления к бетону и/или монолитной кирпичной кладке. Если стена имеет другую структуру: выполнена из гипсокартона или имеет легкую конструкцию, то в специализированном магазине необходимо приобрести подходящие крепежные приспособления.

CZ

Tschechisch:
Při skládání bezpodmínečně dodržujte návod na montáž vašeho nábytku. Odborné poskládání podle návodu na montáž je nutnou záruční podmínkou. Při následných škodách způsobených nedodržením důležitých informací o výrobku nepřebíráme žádné ručení.
Optimální funkce dveří, zásuvek a zvláštních výbav je zaručena pouze prostřednictvím přesného vertikálního a horizontálního vyrovnání. Po přesném vyrovnání je z bezpečnostních důvodů, ale také z funkčních důvodů a důvodů stability, bezpodmínečně nutná montáž na stěnu.
Přiložený materiál pro upevnění na zeď (příchytky, šrouby) je vhodný výhradně pro upevnění do betonu a / nebo pevného zdiva. Při odlišné vlastnosti (např. stěny ze sádrokartonu nebo lehké montované stěny) si musíte příslušný upevňovací materiál zakoupit ve specializované prodejně.

HU

Ungarisch:
Kérjük, a felépítésnél okvetlen vegye figyelembe a bútor szerelési útmutatóját. A szerelési útmutató alapján történt szakszerű felépítés a garancia elengedhetetlen feltétele. Fontos termékinformáció figyelmen kívül hagyásából eredő károkért nem vállalunk felelősséget.
Csak a szekrény keretének pontos függőleges és vízszintes kialakítása biztosítja az ajtók, fiókok és az egyéb felszerlések optimális működését. A pontos kialakítás a falraszerelésnél is elengedhetetlen biztonsági okokból, valamint a funkció és a stabilitás miatt is.
A szállítmány részét képező, a falraszerelés célját szolgáló eszközök (tiplik, csavarok) kizárólag a betonfalra vagy szilárd falazatra történő szerelésre alkalmasak. Eltérő tulajdonság esetén (pl. gipszkartonból vagy könnyű elemből készült fal) szerezze be a szakkereskedelemből a megfelelő rögzítőanyagokat.

RO

Rumänisch:
Vă rugăm ca la montare să respectați neapărat instrucțiunile de montaj ale mobilei dvs. Montarea corectă din punct de vedere tehnic, în conformitate cu instrucțiunile de montaj, este o condiție obligatorie pentru acordarea garanției. La deteriorări produse ca urmare a nerespectării unor informații importante privind produsul, nu se asumă nicio responsabilitate contractuală. Numai printr-o poziționare verticală și orizontală exactă a corpului dulapului se asigură o funcționare optimă a ușilor, sertarelor și accesoriilor speciale. După realizarea poziționării exacte, este absolut necesară o fixare de perete, atât din motive de siguranță, cât și din motive funcționale și de stabilitate.
Materialul livrat pentru montajul de perete (dibluri, șuruburi) este adecvat exclusiv pentru fixare pe beton și/sau zidărie stabilă. În caz de structură diferită (de ex. gips-carton sau zid din materiale ușoare) trebuie procurat material de fixare corespunzător din comerțul de specialitate.

SK

Slowakisch:
Pri skladaní bezpodmienečne dodržte návod na montáž vášho nábytku. Odborné poskladanie podľa návodu na montáž je nutnou záručnou podmienkou. Pri nasledujúcich škodách spôsobených nedodržaním dôležitých informácií o výrobku neprevezmeme žiadne ručenie.
Optimálna funkcia dverí, zásuviek a zvláštnych výbav je zaručená iba prostredníctvom presného vertikálneho a horizontálneho vyrovnania. Po presnom vyrovnaní je z bezpečnostných dôvodov, ale aj z funkčných dôvodov a dôvodov stability bezpodmienečne potrebná montáž o stenu.
Priložený materiál na upevnenie o stenu (príchytky, skrutky) je vhodný výhradne na upevnenie do betónu a/alebo pevného muriva. Pri odlišnej vlastnosti (napr. steny zo sadrokartónu alebo ľahké montované steny) si musíte príslušný upevňovací materiál zakúpiť v špecializovanej predajni.

SR

Serbisch:
Molimo Vas da prilikom montaže obavezno pratite uputstva za montažu nameštaja. Profesionalna montaža prema uputstvu za montažu je obavezan preduslov garancije. Ne preuzimamo odgovornost u slučaju posledične štete nastale nepoštovanjem važnih informacija o proizvodu.
Optimalna funkcija vrata, fioka i posebne opreme može se garantovati samo u slučaju preciznog vertikalnog i horizontalnog poravnanja tela ormana. Nakon preciznog poravnanja, važno je, iz bezbednosnih razloga, ali i iz razloga funkcionalnosti i stabilnosti, obavezno izvršiti zidnu montažu.
Isporučeni materijal za pričvršćivanje na zid (tipli, šrafovi) služi isključivo za pričvršćivanje na beton i/ili zid od cigle. Kod drugačijih svojstava (npr. zidovi od gipsanih ploča ili drugi lagani zidovi) mora se obezbediti odgovarajući materijal za pričvršćivanje od specijalizovanih distributera.



	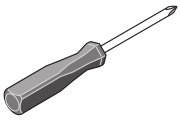	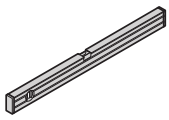	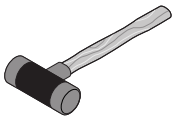	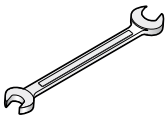 10	Ø 8 mm	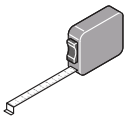
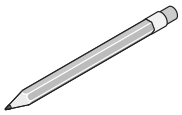						

 Ø 5 x 27 mm **8x 25062**	Ø 3,5 x 20 mm **2x 22837**	**6x/12x26565**	Ø 6,3 x 10,5 mm **6x/12x29691**	Ø 6,3 x 13 mm **28x 26304**	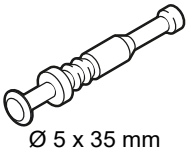 Ø 5 x 35 mm **8x 25059**	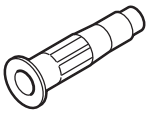 Ø 8 x 51 mm **2x 31354**
Ø 3 mm **6x 09125**	 Ø 3 mm **24x 46943**	 Ø 3,5 x 15 mm **11x 17616**	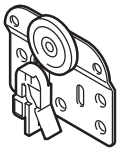 **2x 82871**	 **1x 82873**	 **1x 82874**	Ø 4,2 x 10 mm **36x 09126**
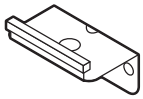 **4x 31385**	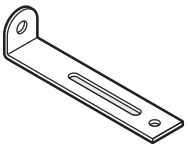 **2x 30616**	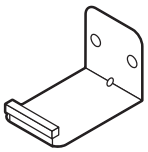 **2x 31386**	 **2x 82867**	Ø 4 x 13 mm **4x 23668**	 Ø 5 x 50 mm **2x 22844**	 Ø 5 x 15 mm **9x 22681**
Ø M4 x 8 mm **9x 28054**	Ø 4 x 15 mm **14x 24707**	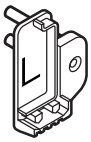 **1x 29774**	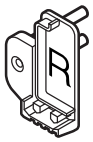 **1x 29775**	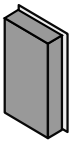 **4x 40858**	Ø 3 x 25 mm **2x 26981**	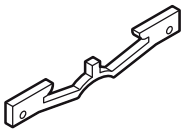 **1x 49740**

STAUD MÖBELWERK

1.

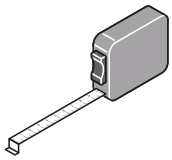

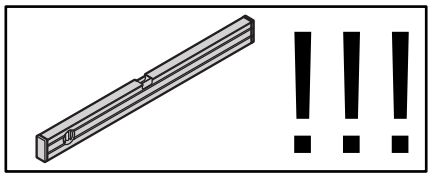

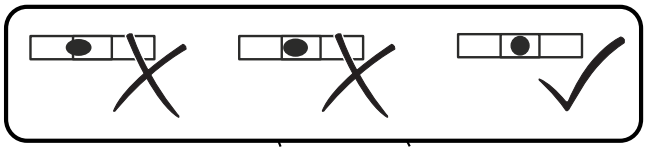

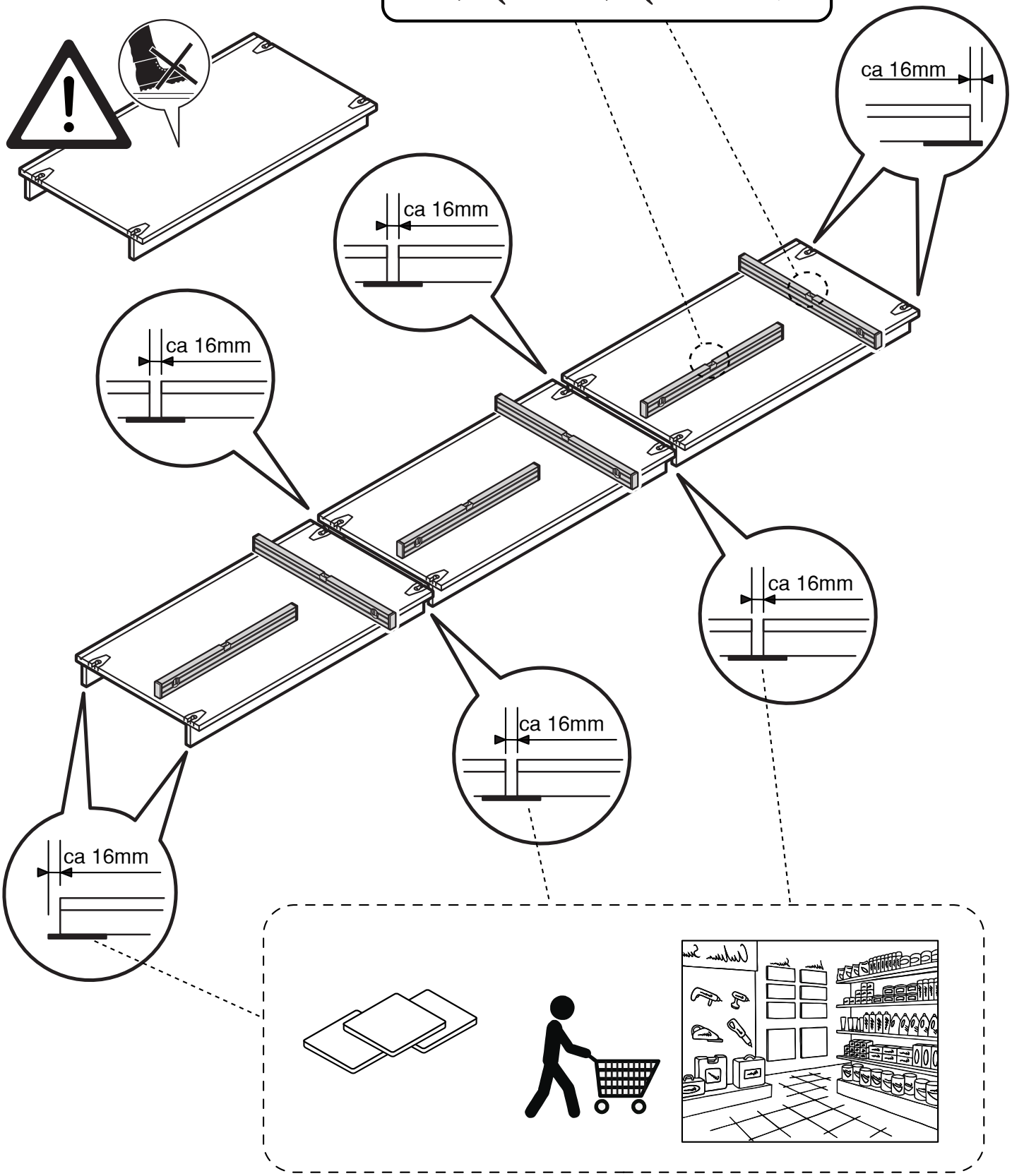

STAUD MÖBELWERK

2.1

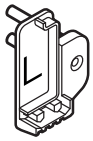

1x 29774

Ø 3,5 x 20 mm
1x 22837

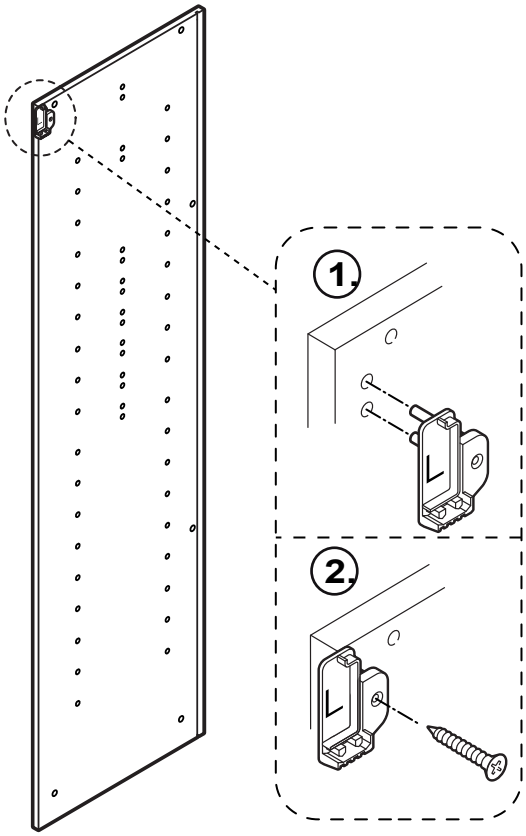

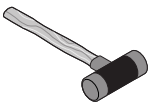



Ø 5 x 27 mm
4x 25062



2.2



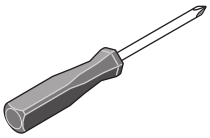

26565

Ø 6,3 x 10,5 mm
29691

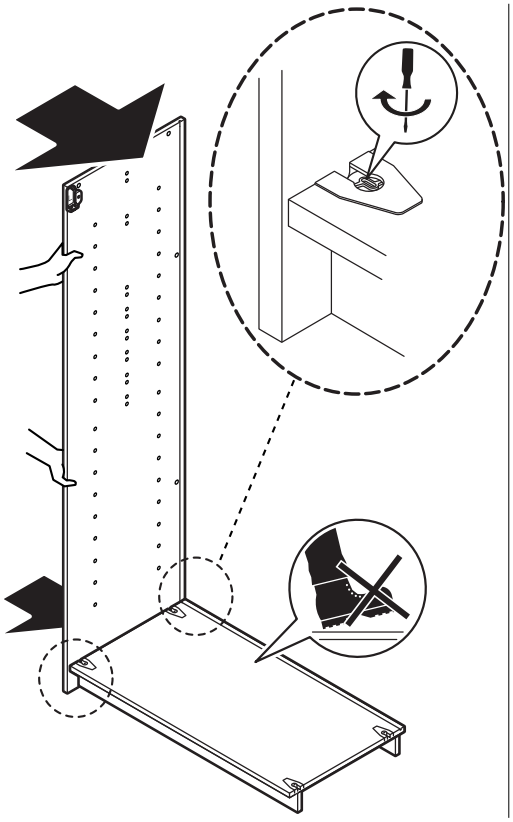

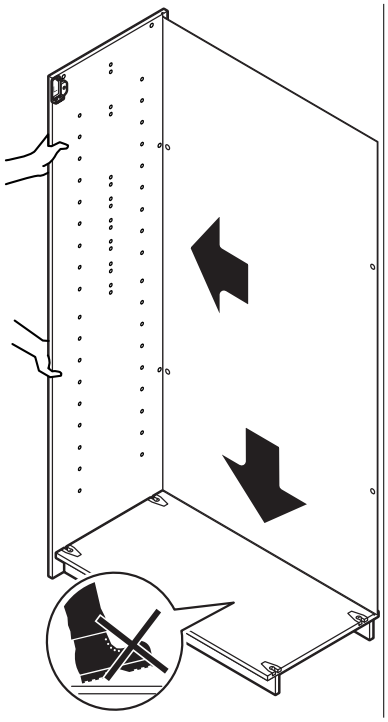

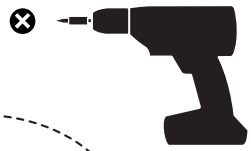

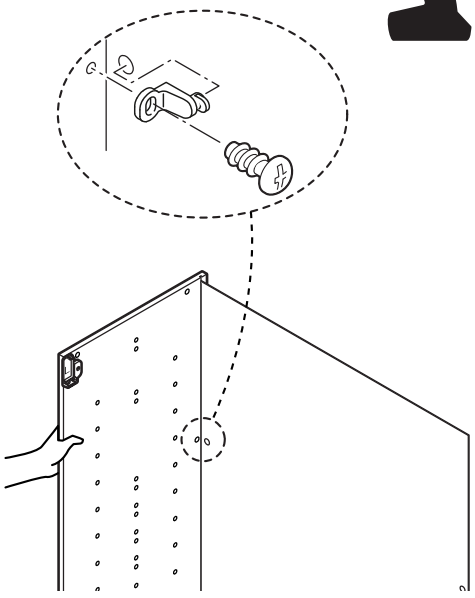

STAUD MÖBELWERK

2.3

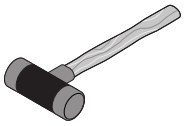

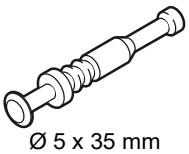

Ø 5 x 35 mm
4x 25059

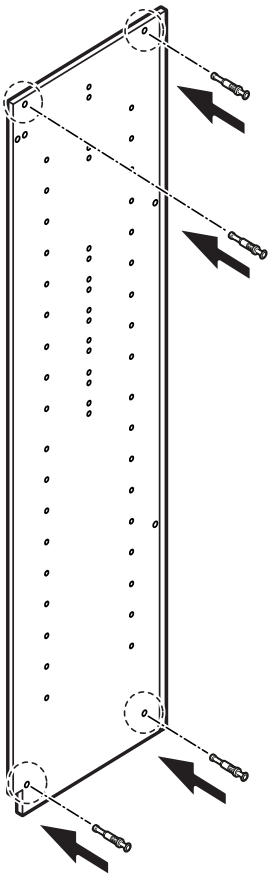

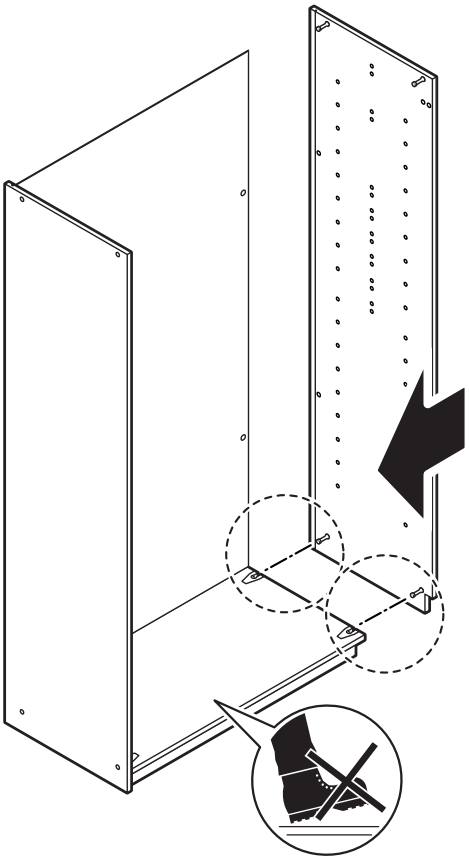



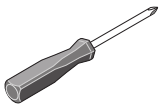

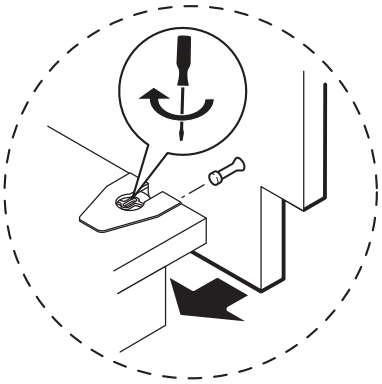

2.4

26565	Ø 6,3 x 10,5 mm **29691**

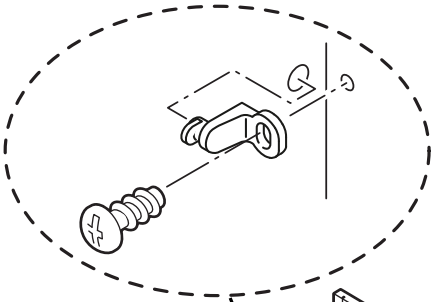

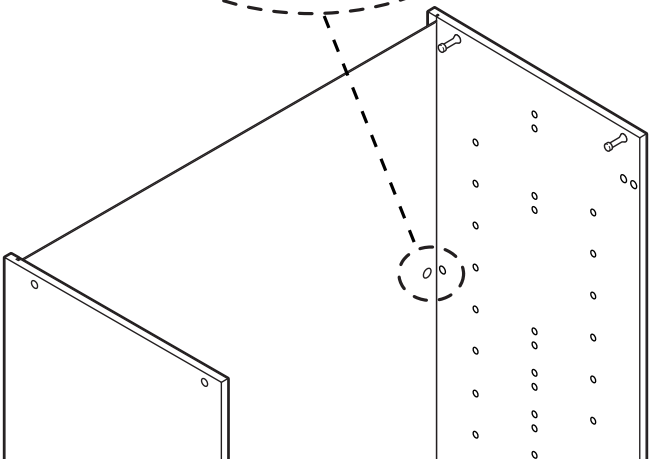

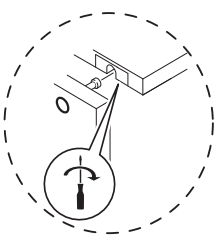

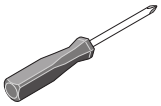

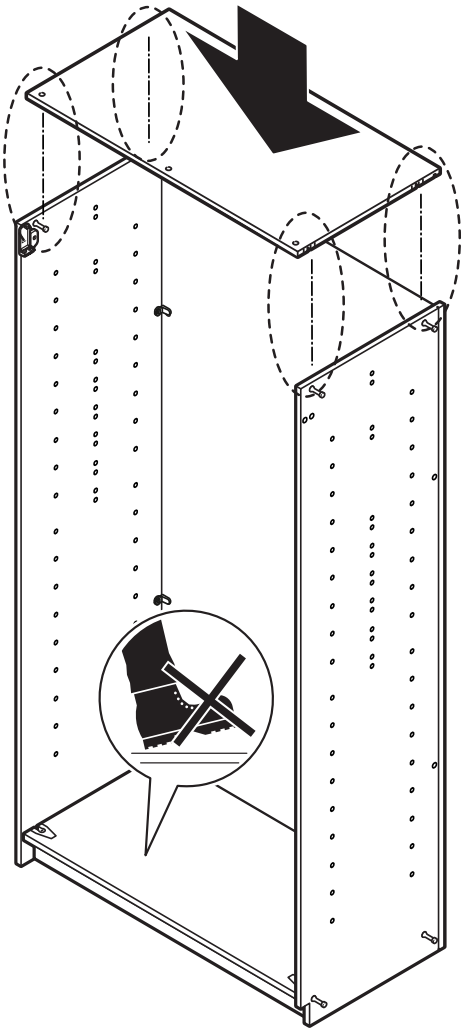

STAUD MÖBELWERK

3.1

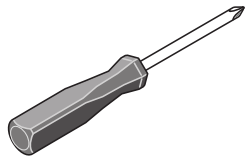

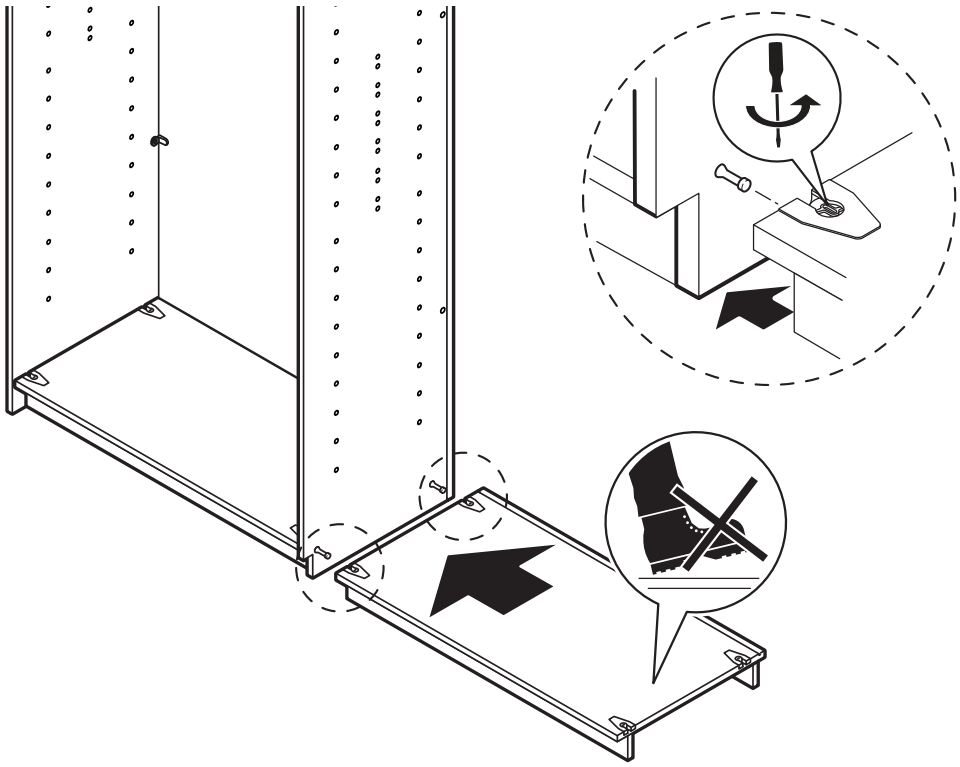

3.2



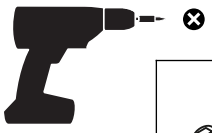

26565	Ø 6,3 x 10,5 mm **29691**

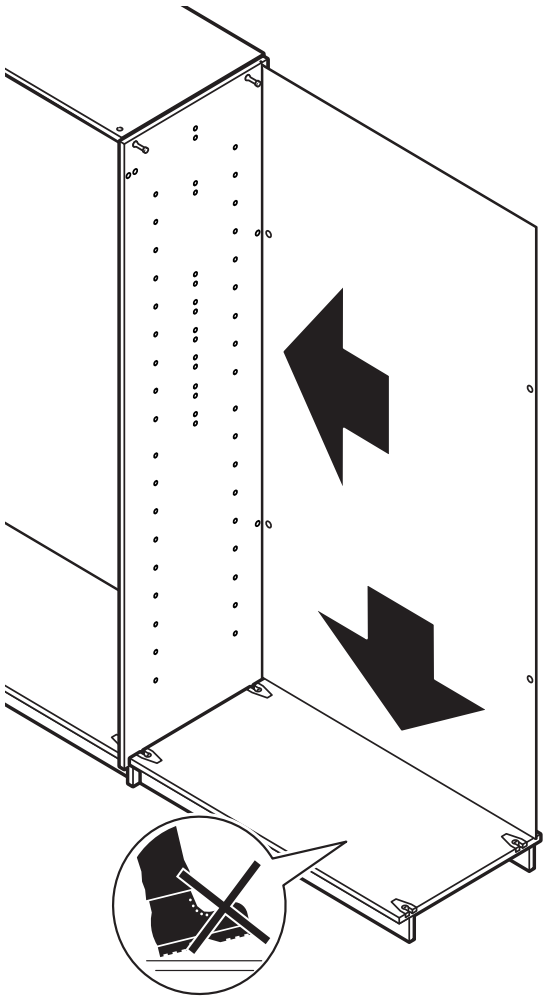

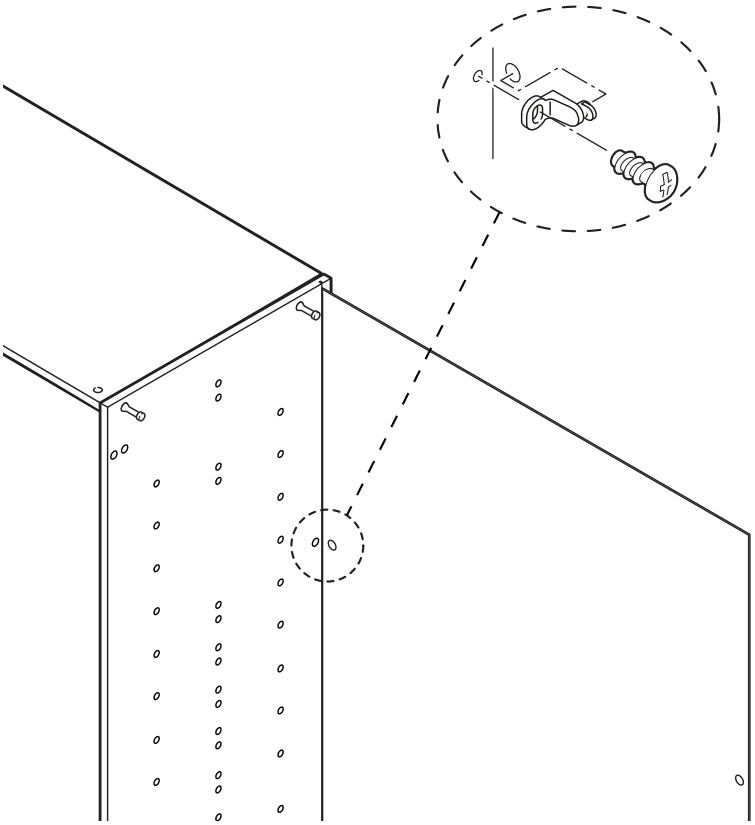

STAUD MÖBELWERK

3.3

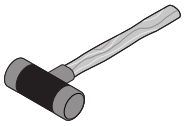

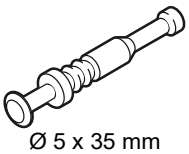

Ø 5 x 35 mm
4x 25059

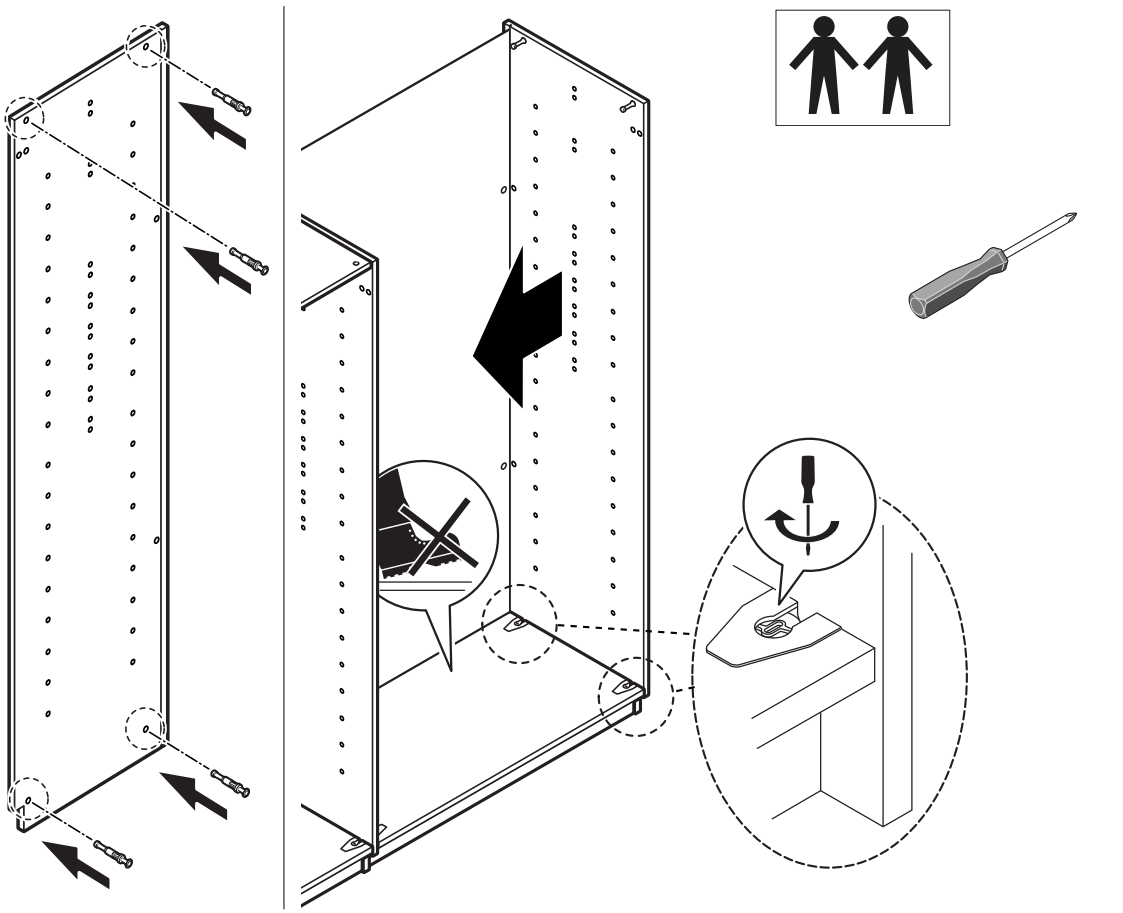

3.4

26565	Ø 6,3 x 10,5 mm **29691**

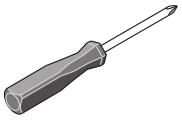

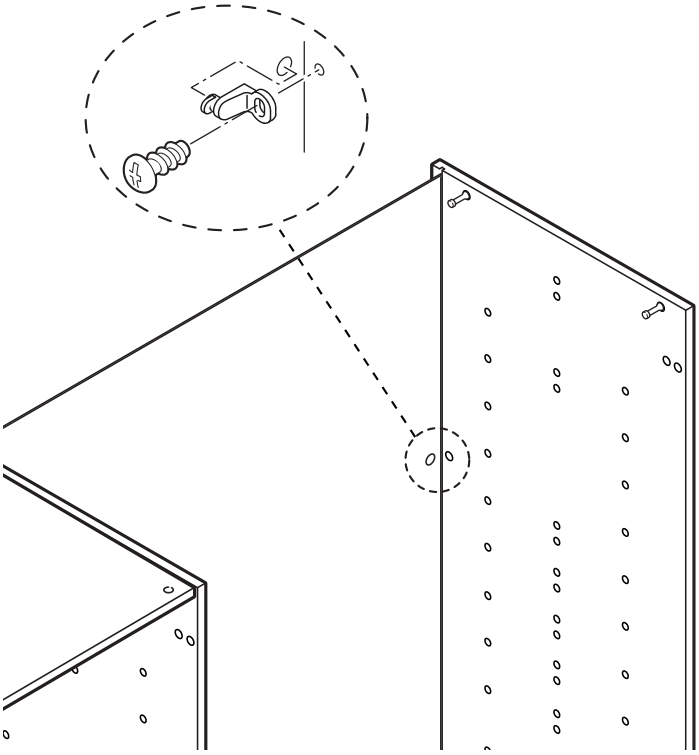

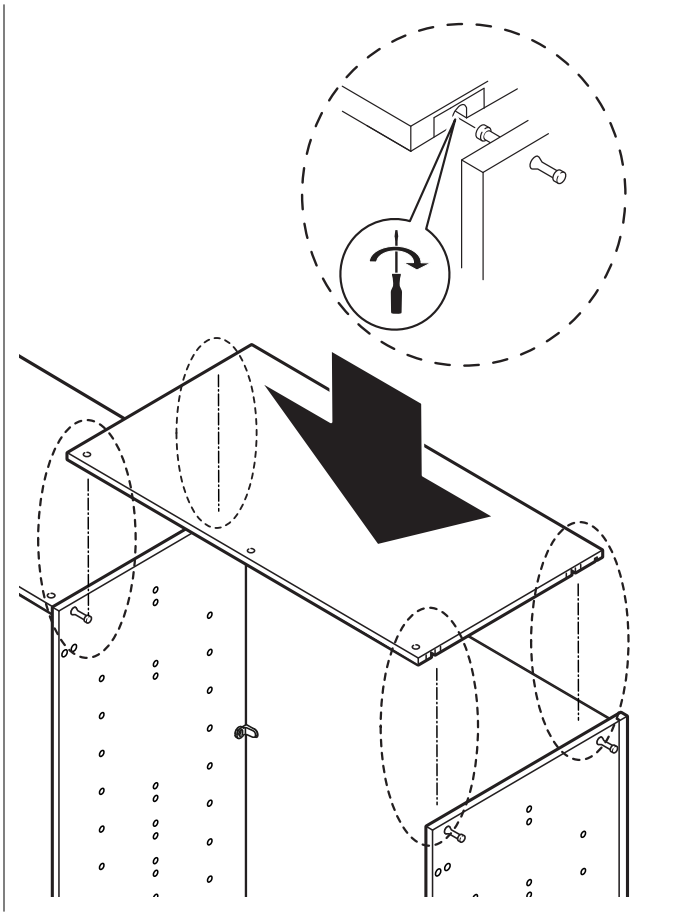

STAUD MÖBELWERK

4.1

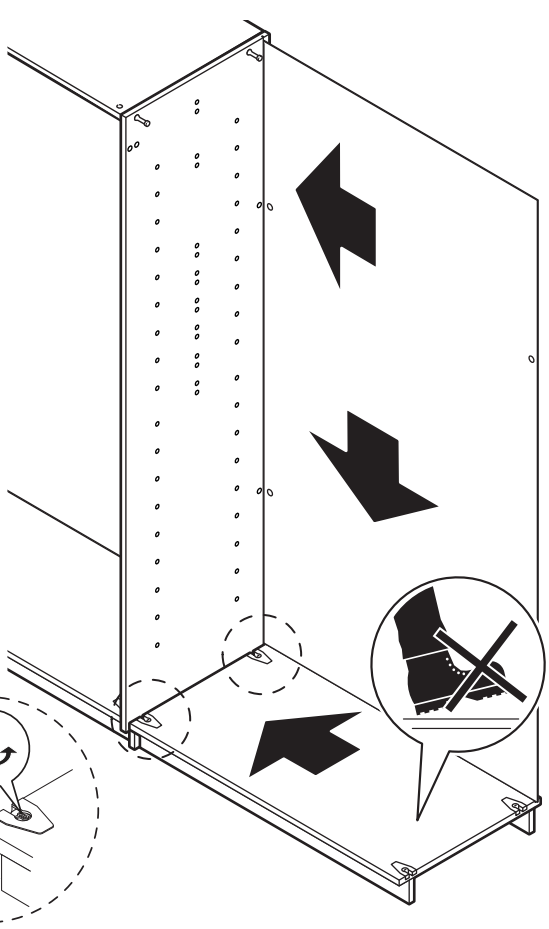

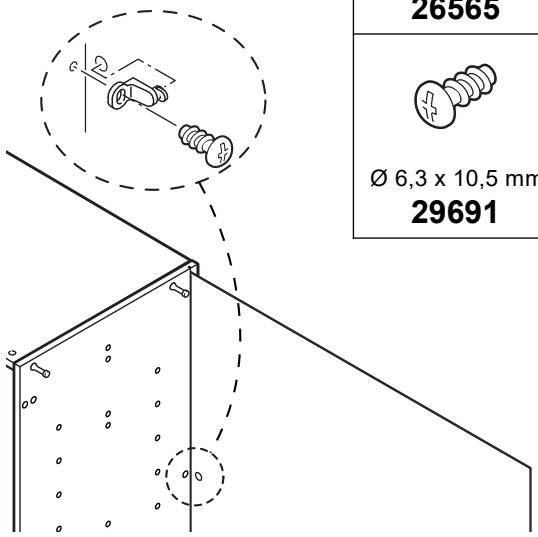

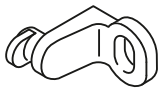

26565

Ø 6,3 x 10,5 mm
29691

4.2

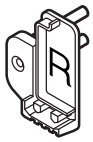

1x 29775

Ø 3,5 x 20 mm
1x 22837

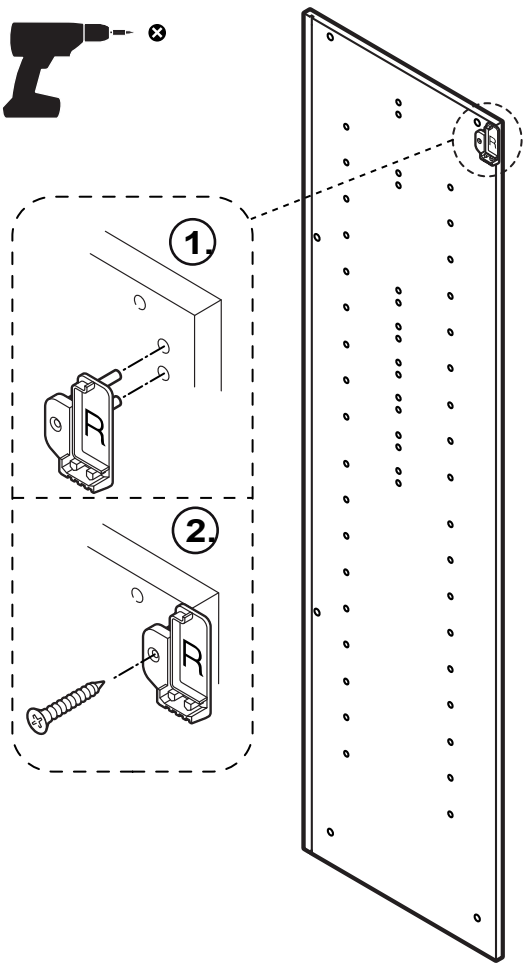



Ø 5 x 27 mm
4x 25062



STAUD MÖBELWERK

4.3

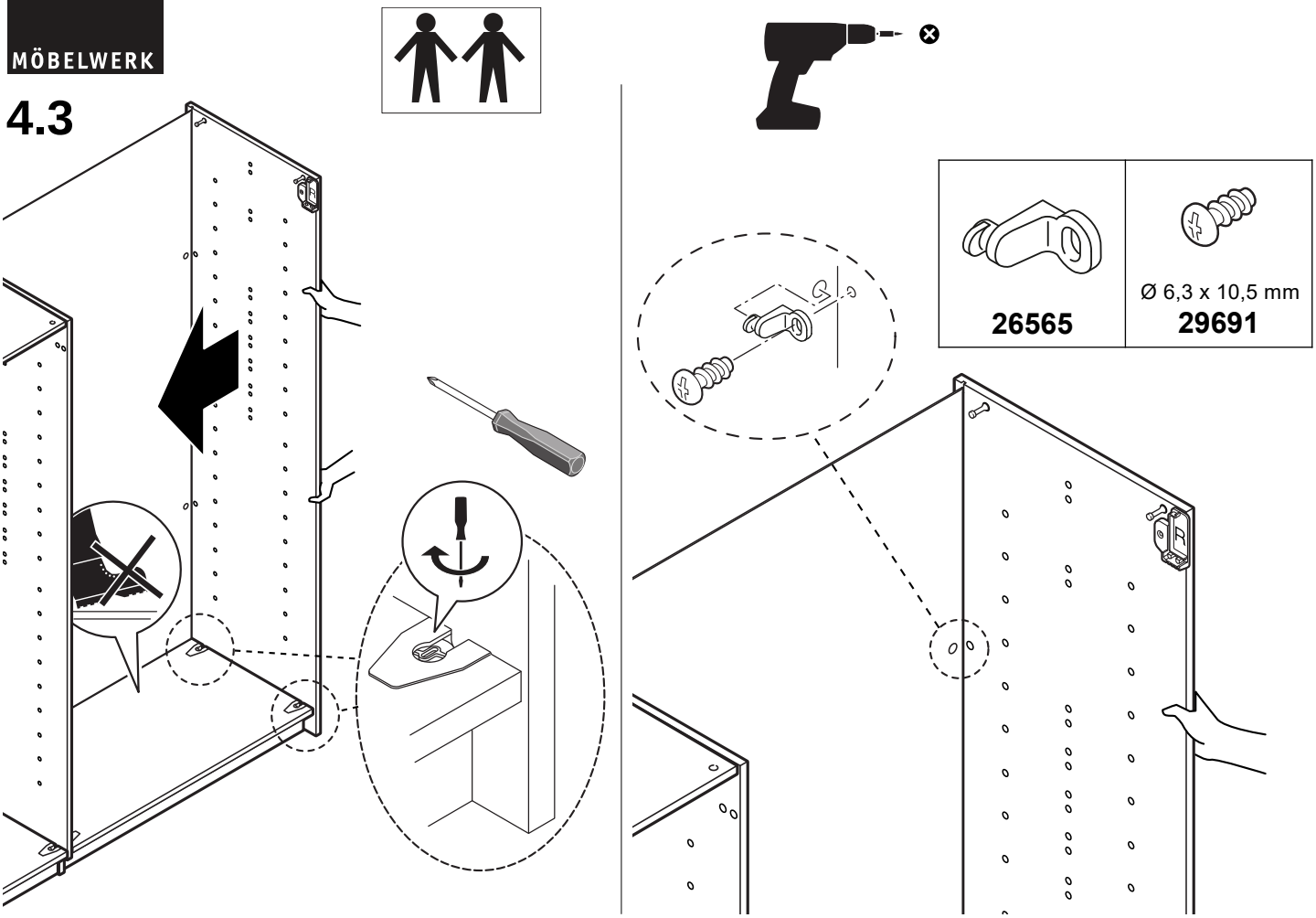

4.4

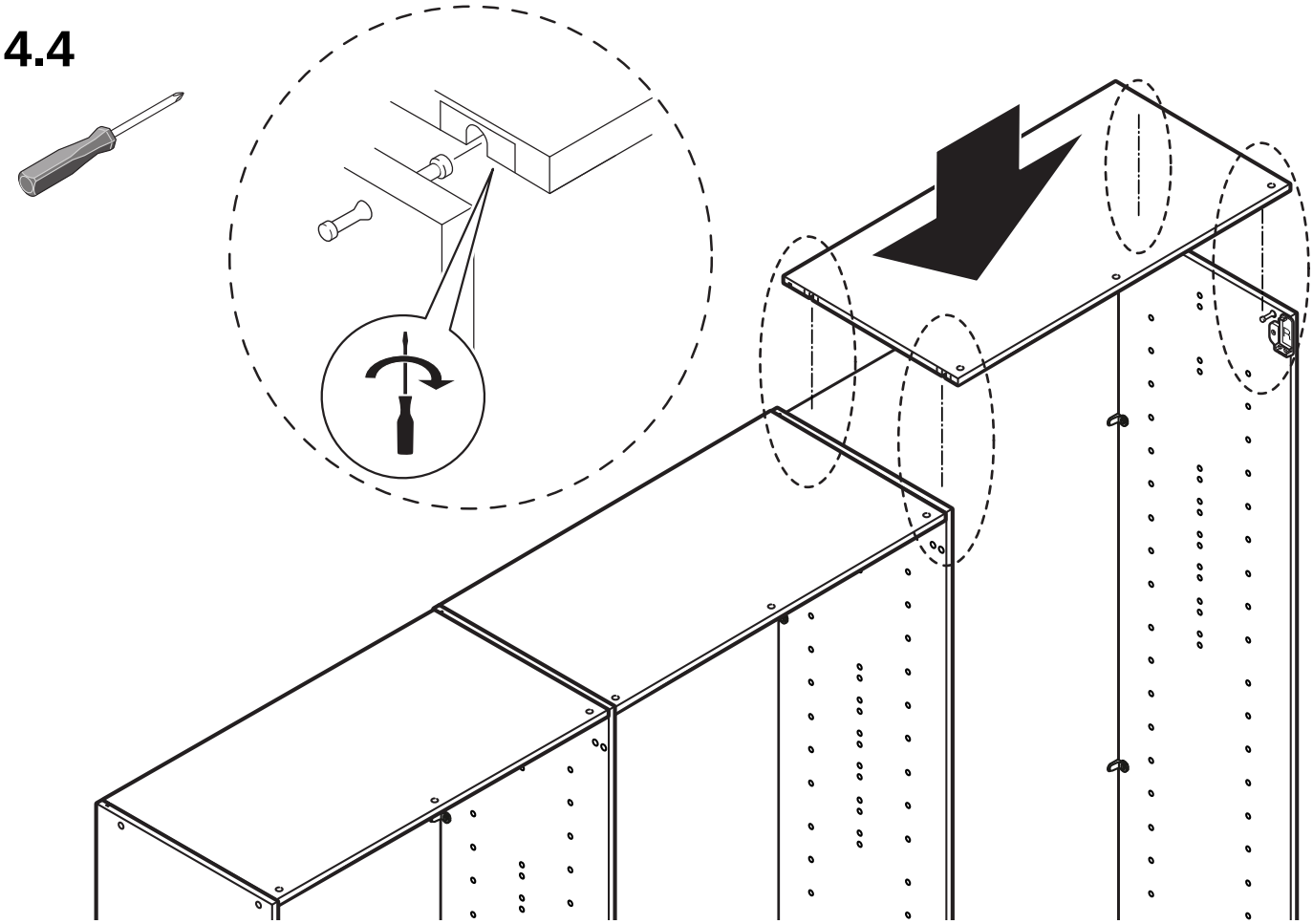

STAUD MÖBELWERK

5.1

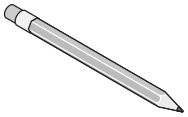

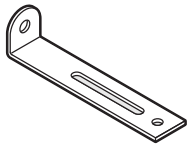

2x 30616

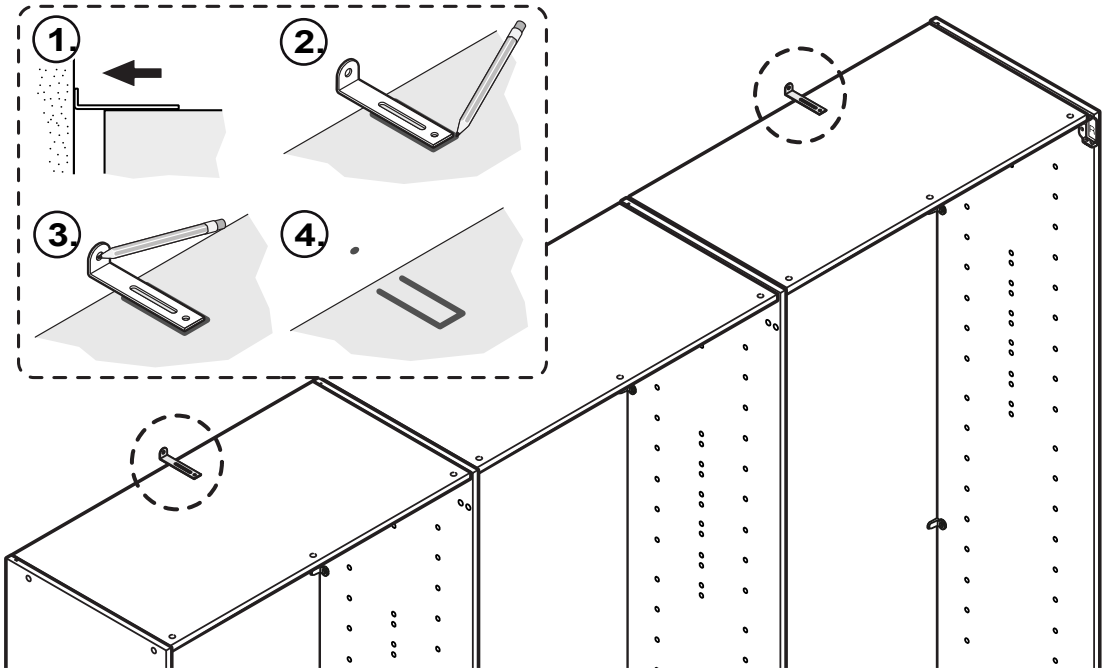

5.2

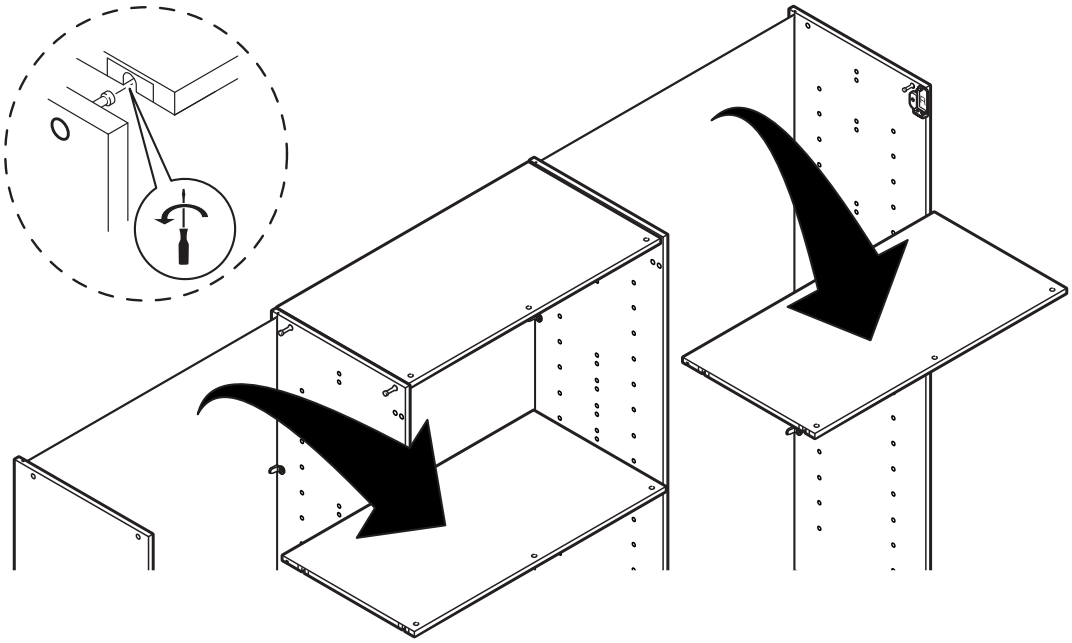

5.3

Ø 4 x 13 mm

4x 23668

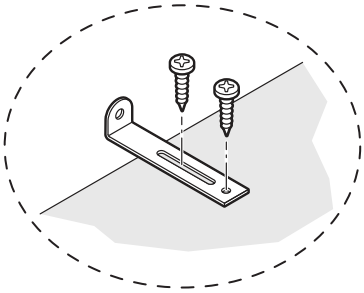

2x

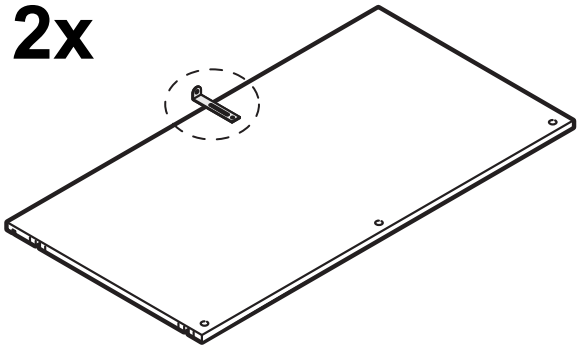

STAUD MÖBELWERK

5.4

Ø 8 mm

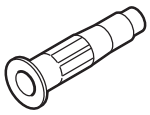

Ø 8 x 51 mm
2x 31354

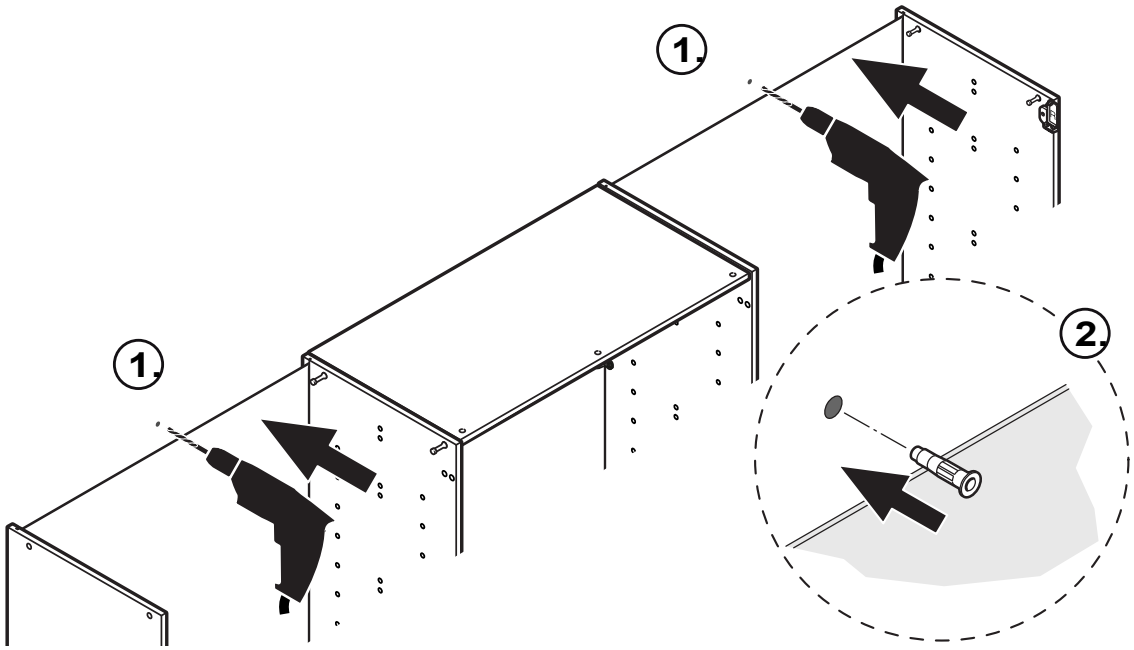

5.5

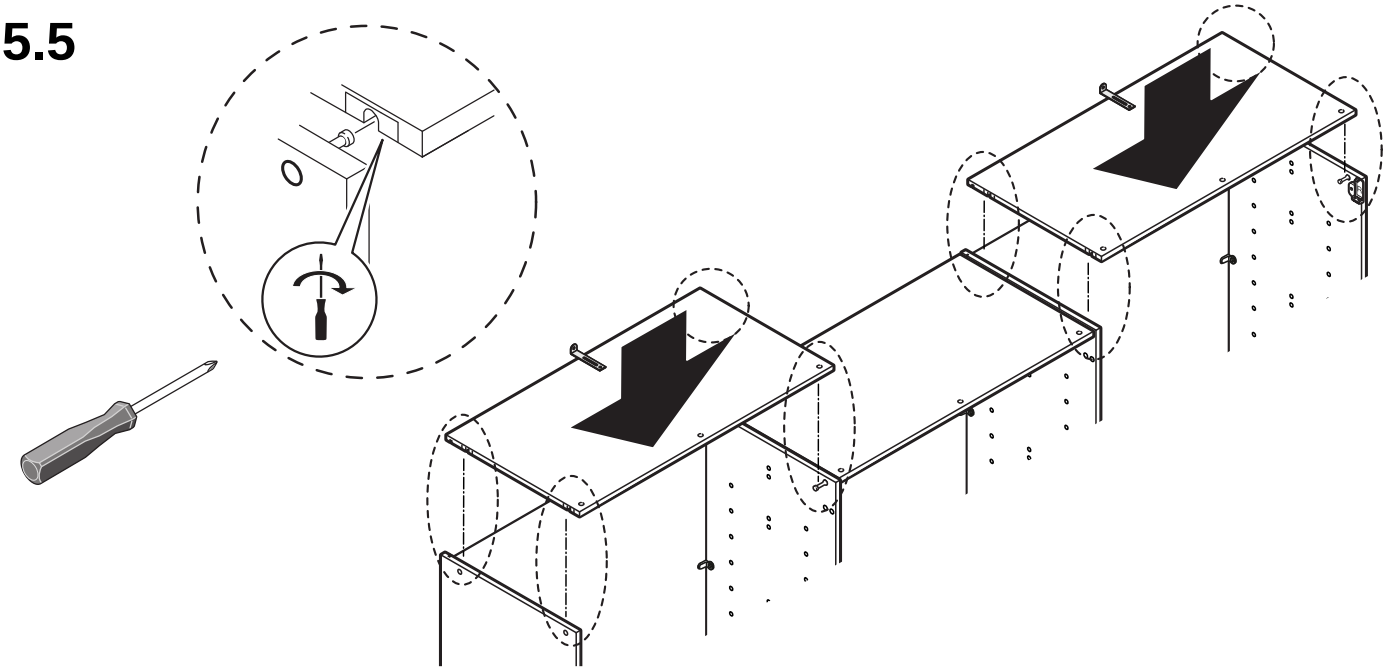

5.6



Ø 5 x 50 mm
2x 22844

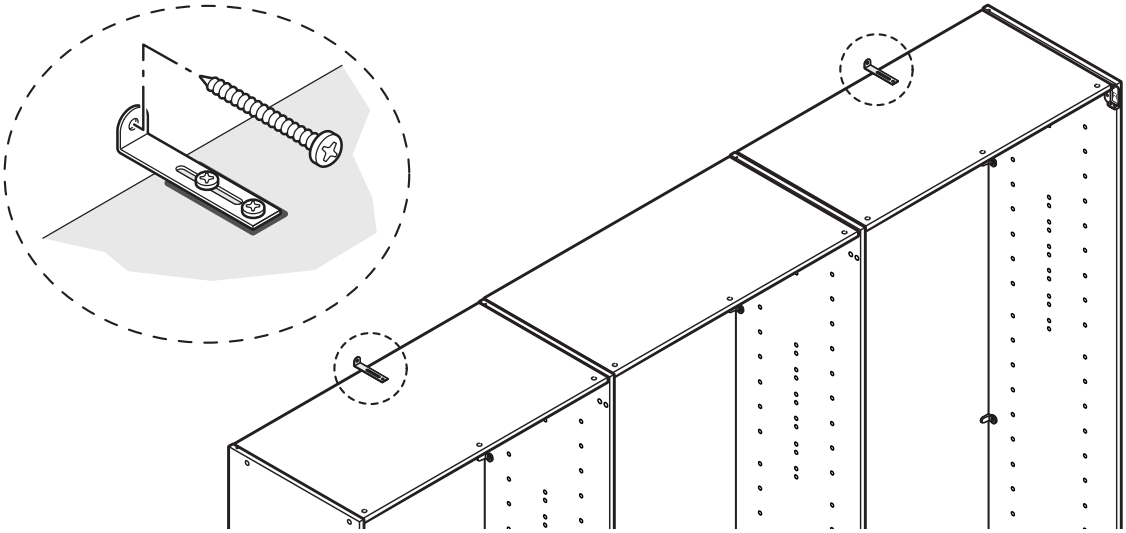

STAUD MÖBELWERK

6.

 Ø 5 x 15 mm **9x 22681**	Ø M4 x 8 mm **9x 28054**
Ø 3 x 25 mm **2x 26981**	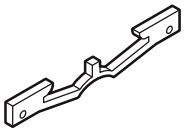 **1x 49740**

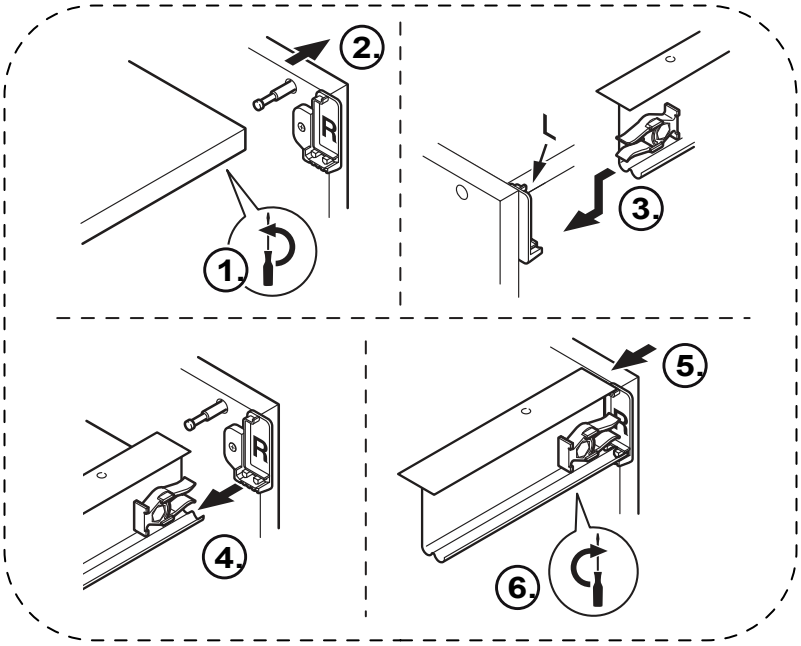

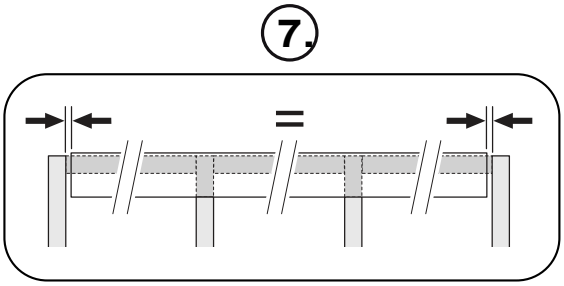

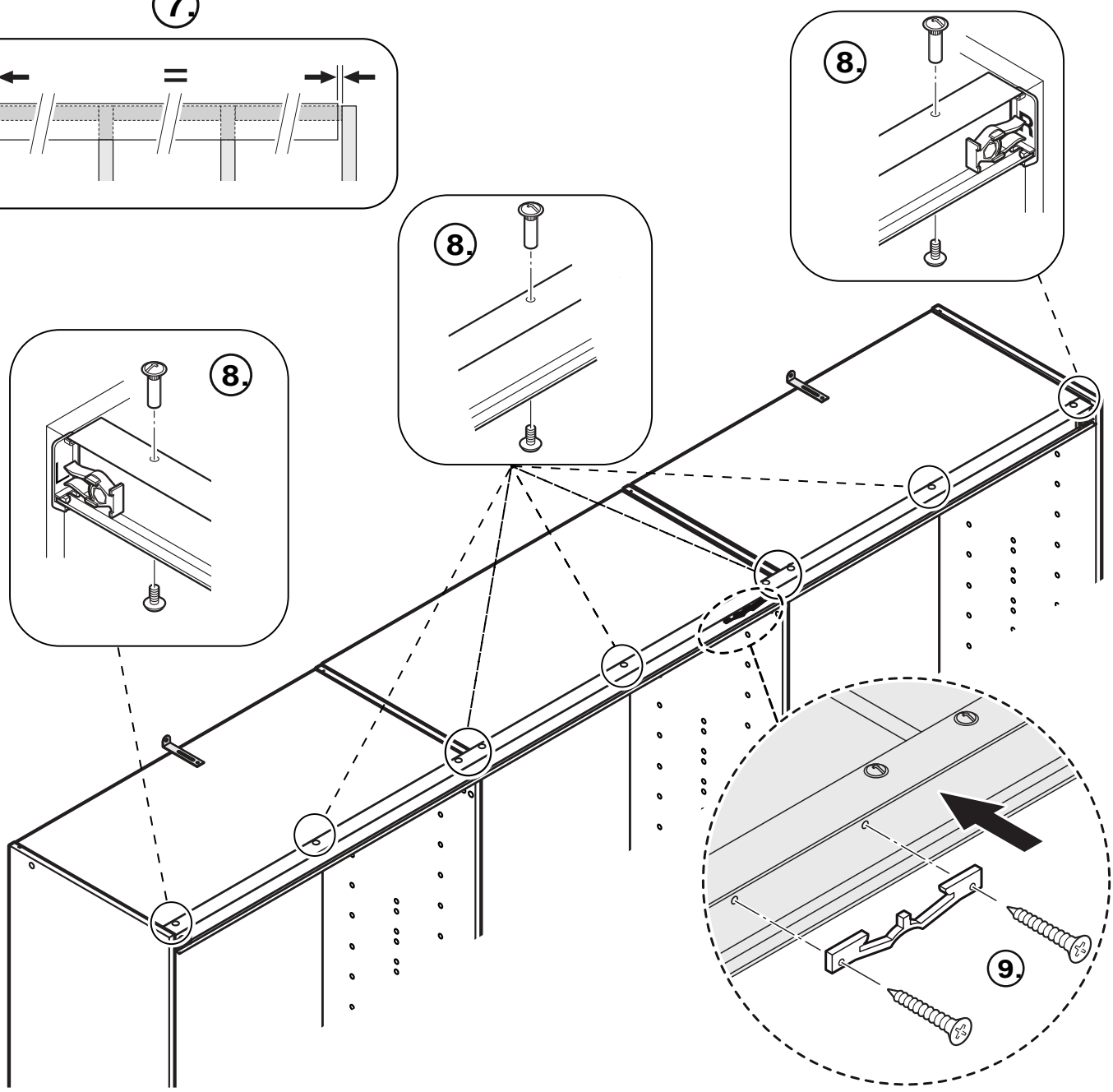

STAUD MÖBELWERK

7.

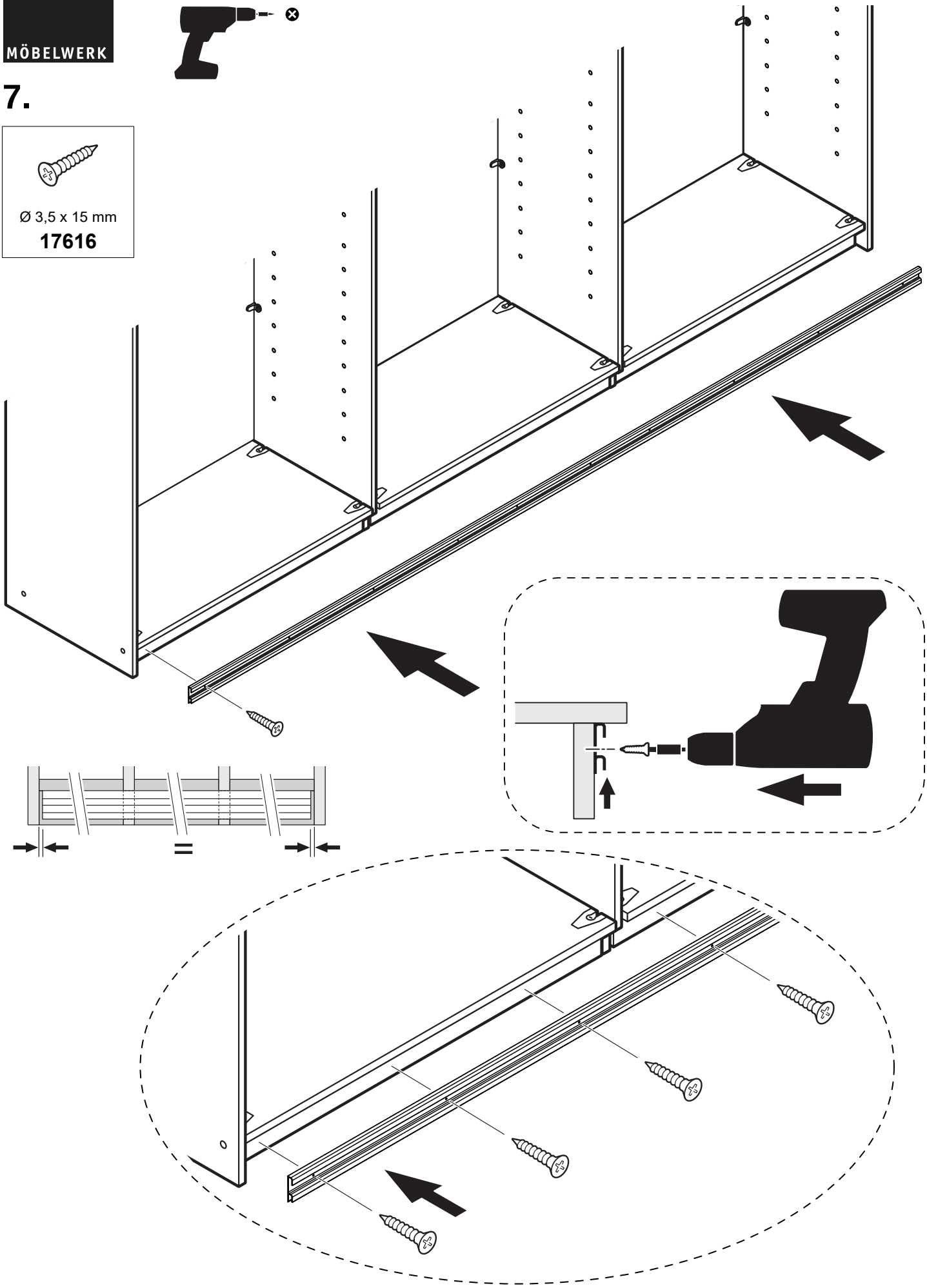

Ø 3 mm **24x 46943**	Ø 3 mm **6x 09125**	Ø 4,2 x 10 mm **36x 09126**

8.

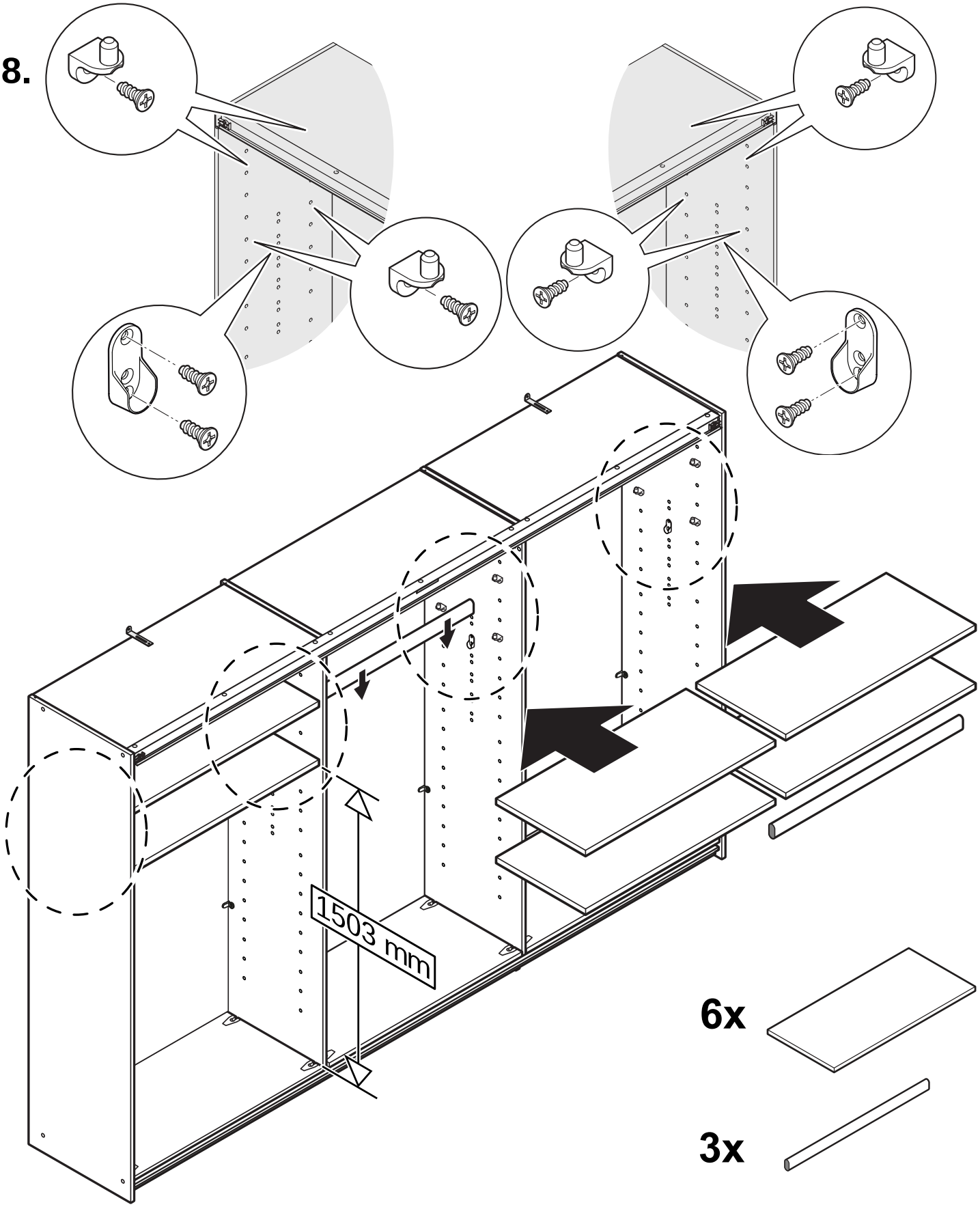

9.

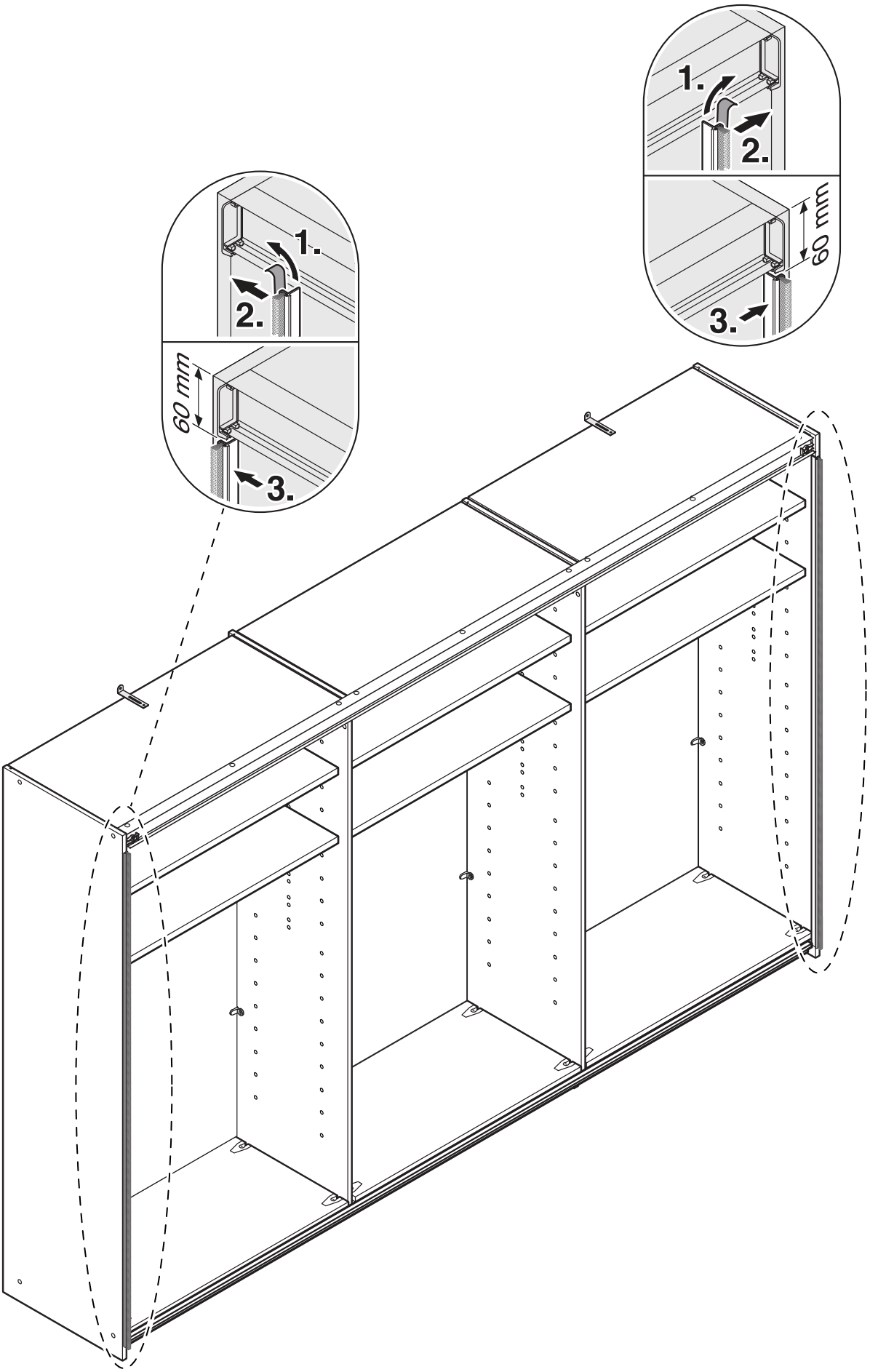

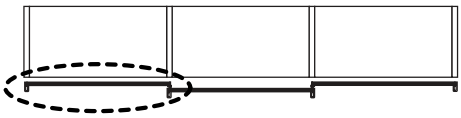

10.1

		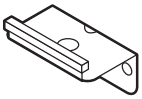	Ø 6,3 x 13 mm	 Ø 4 x 15 mm	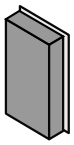
1x 82871	1x 82874	2x 31385	8x 26304	6x 24707	2x 40858

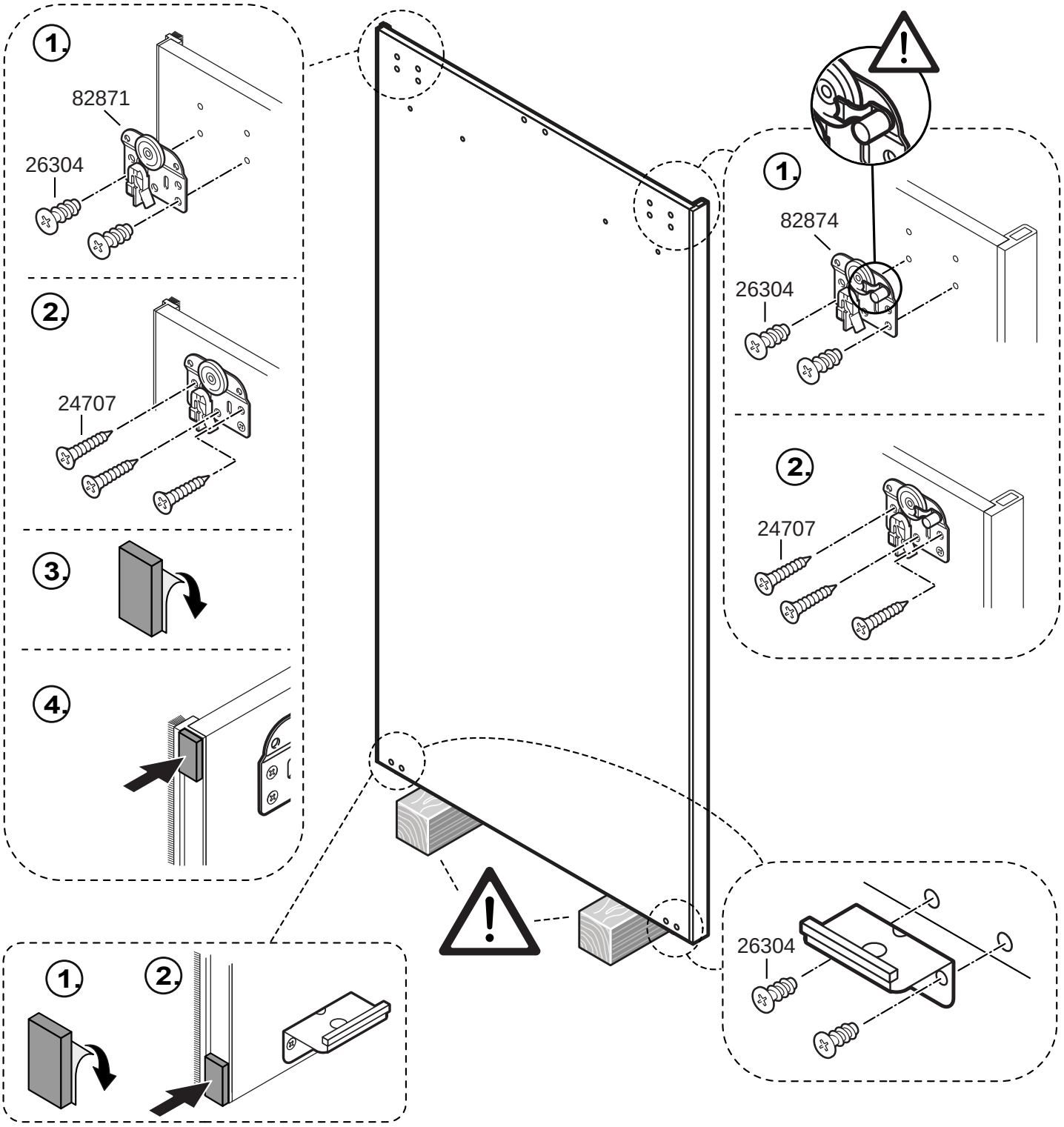

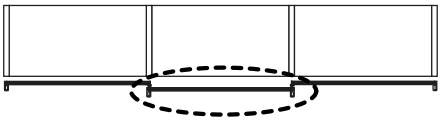

10.2

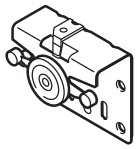	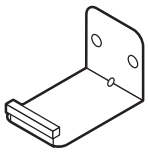		
2x 82867	2x 31386	Ø 6,3 x 13 mm 12x 26304	Ø 4 x 15 mm 2x 24707

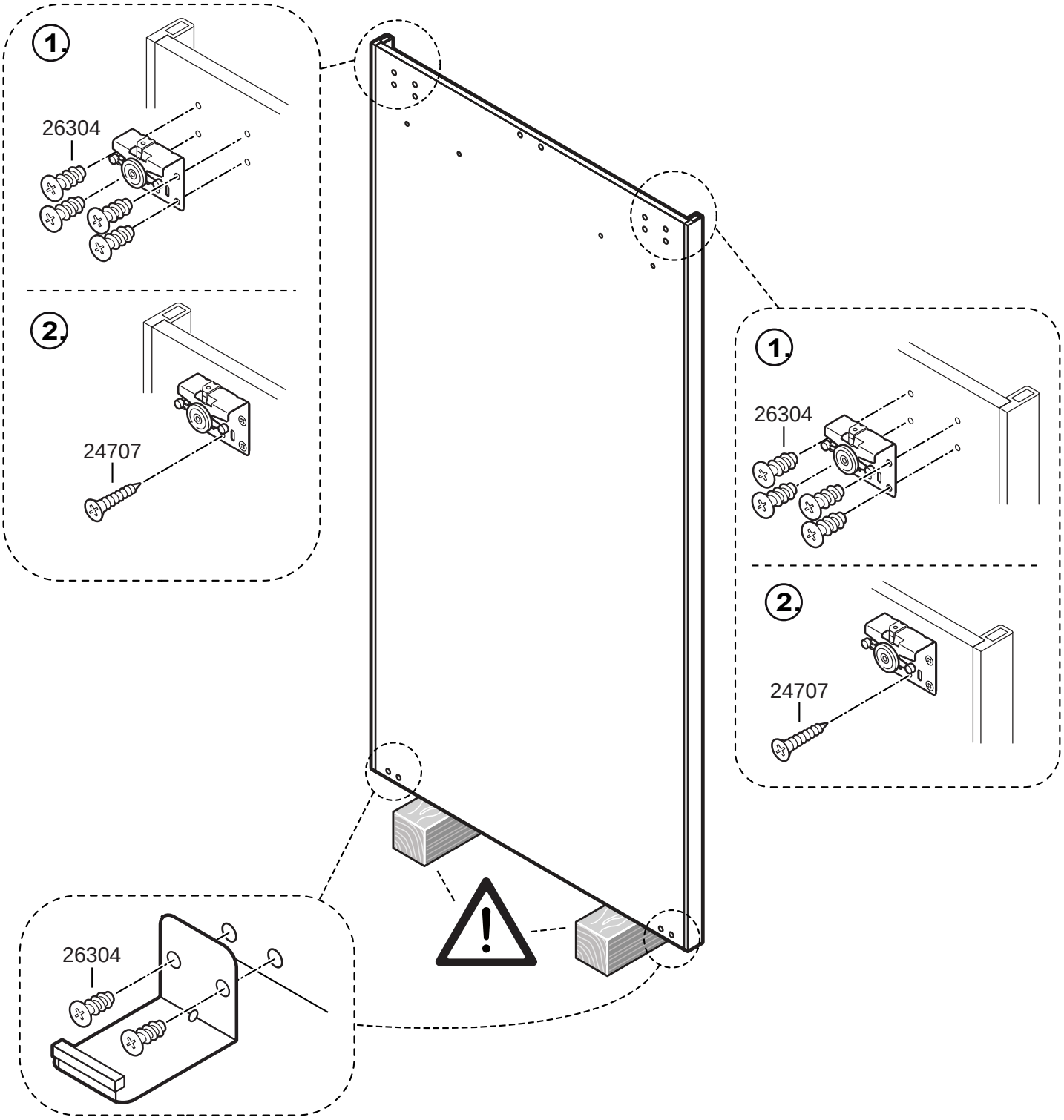

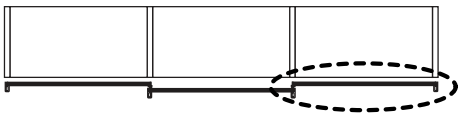

10.3

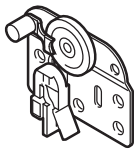		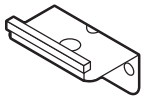	Ø 6,3 x 13 mm	 Ø 4 x 15 mm	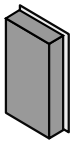
1x 82873	**1x 82871**	**2x 31385**	**8x 26304**	**6x 24707**	**2x 40858**

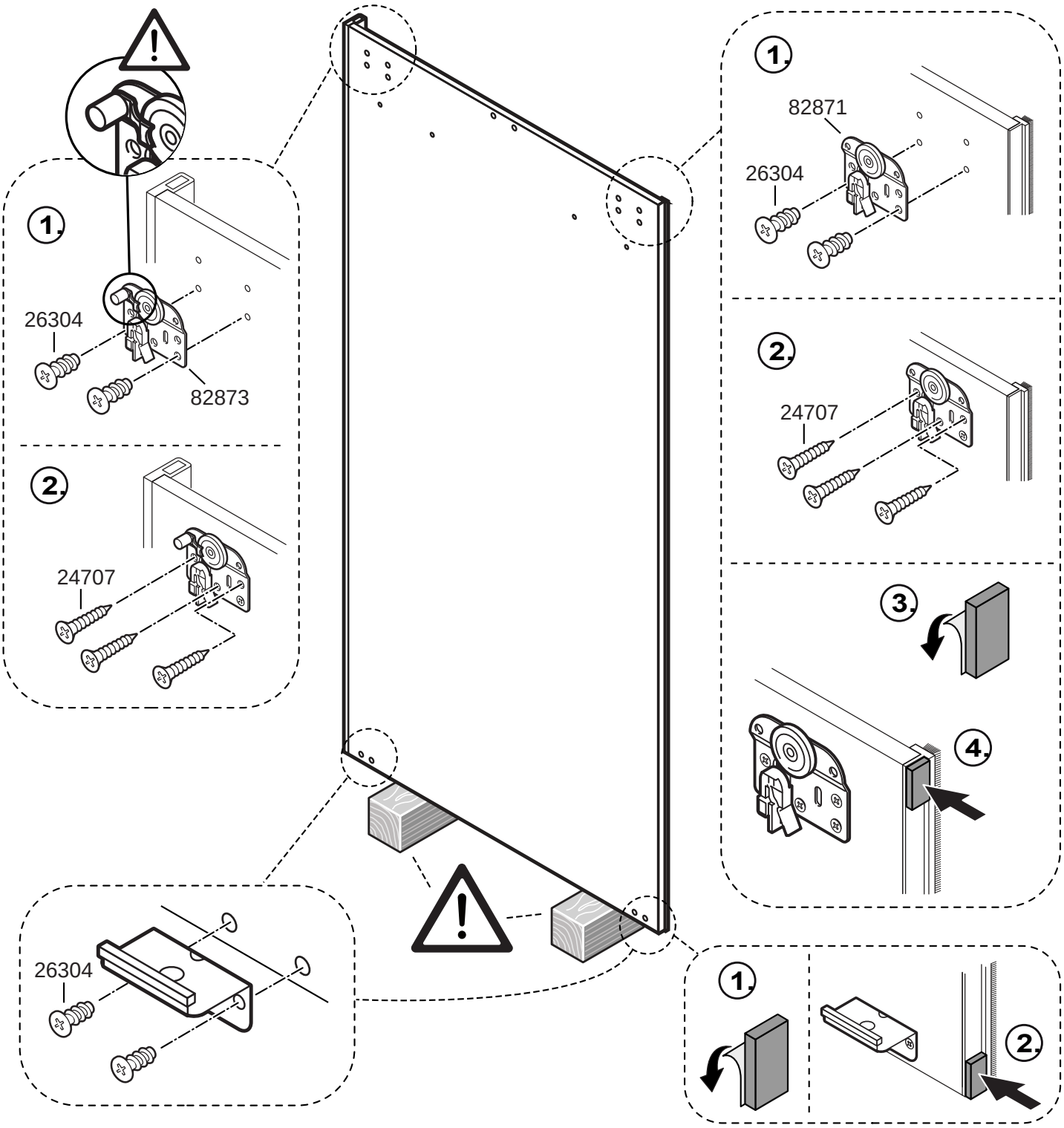

STAUD MÖBELWERK

11.

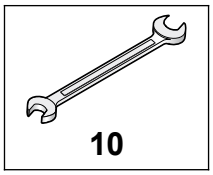

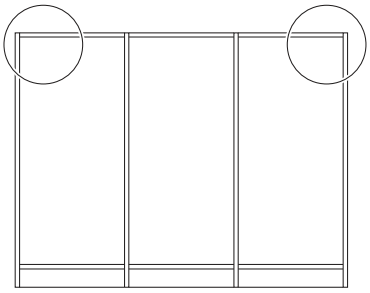

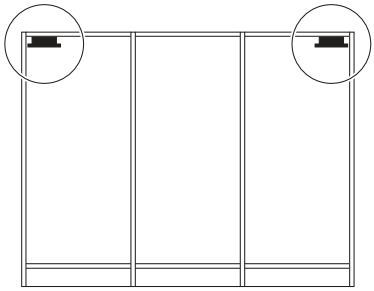

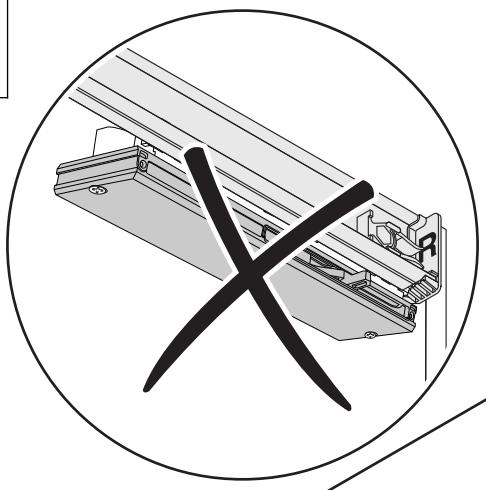

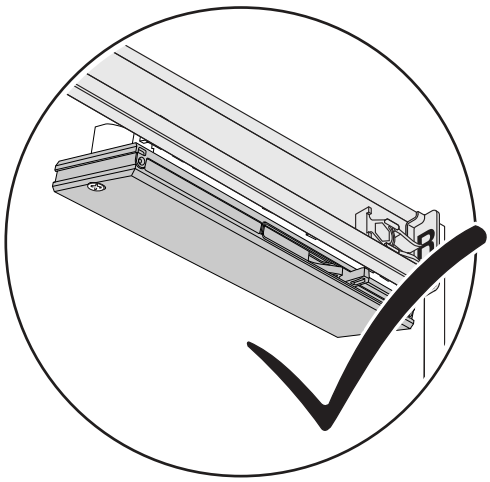

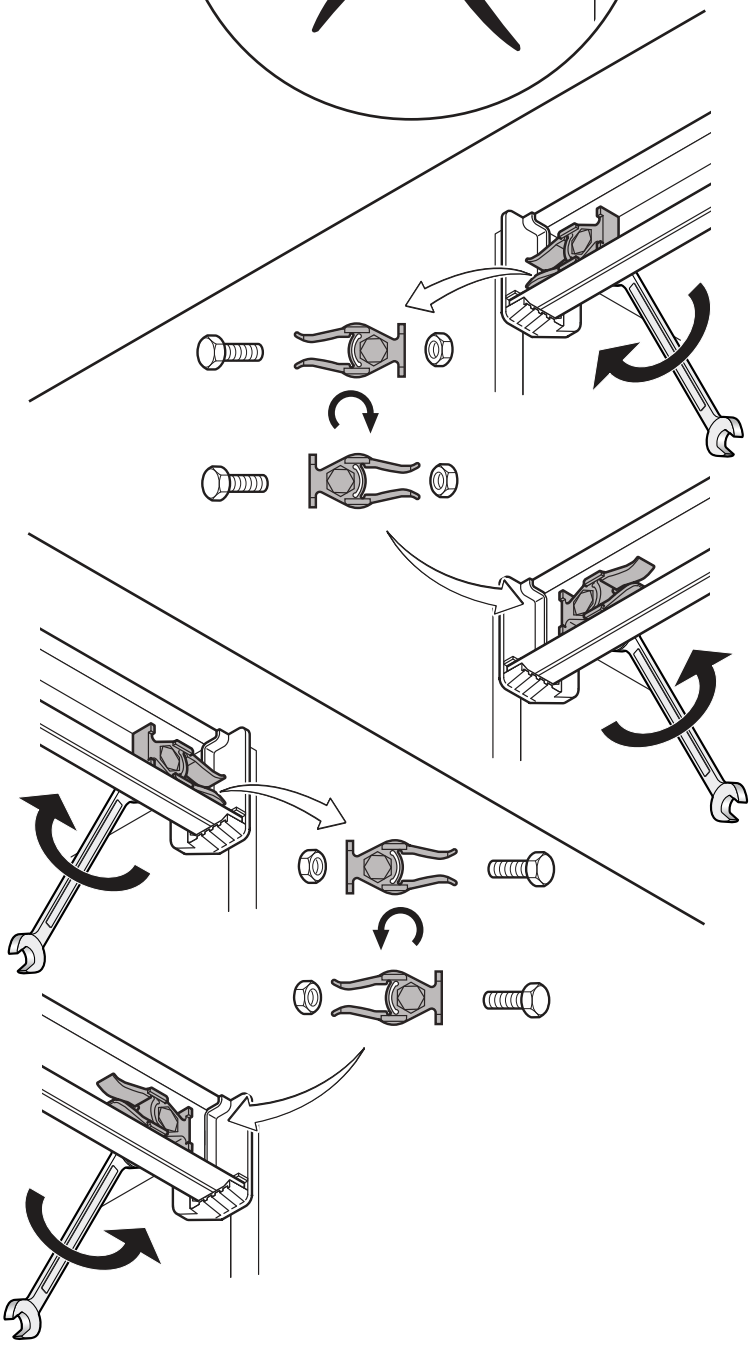



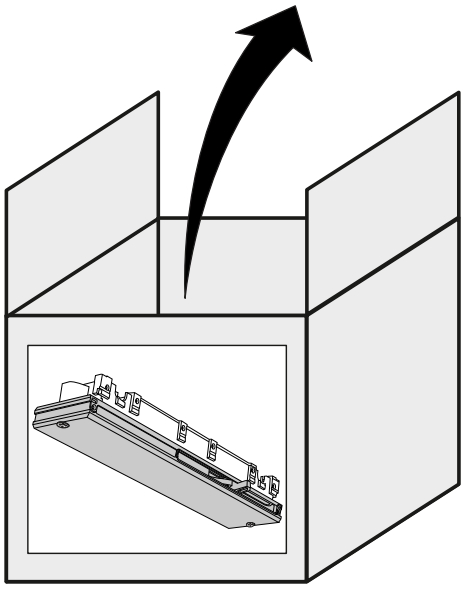

STAUD MÖBELWERK

12.1

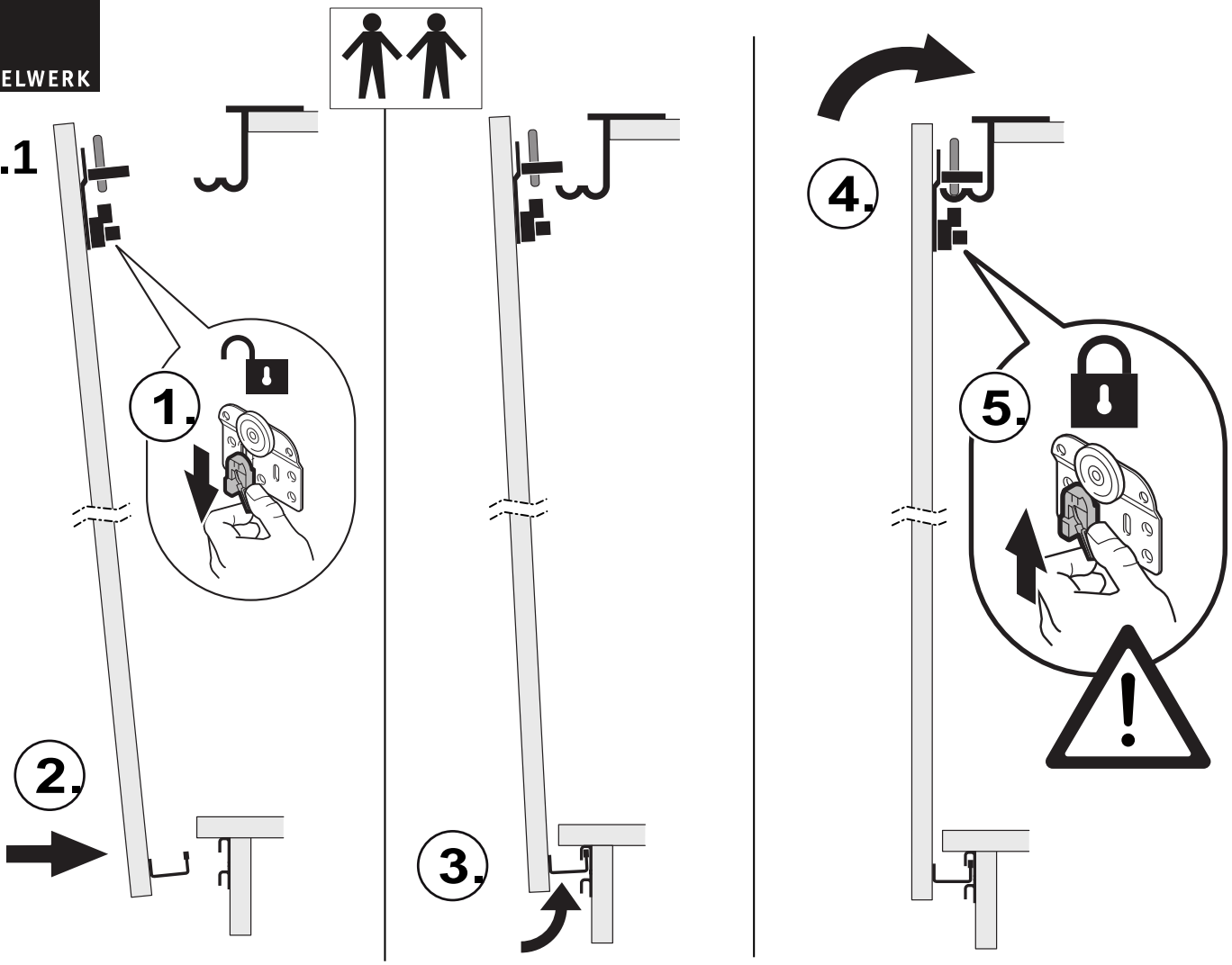

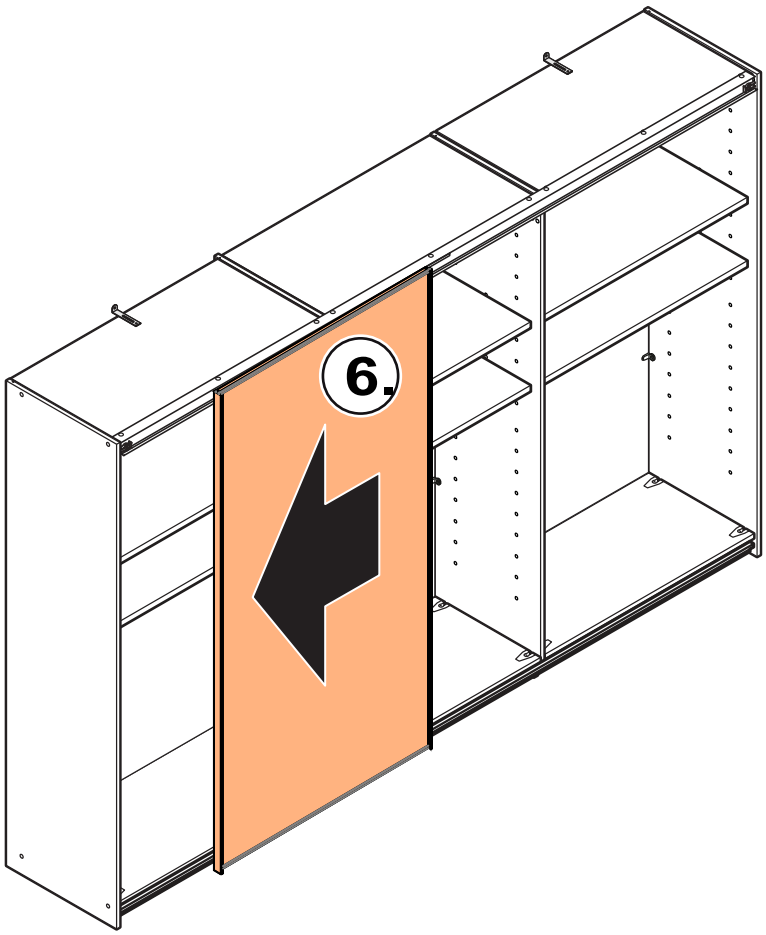

STAUD MÖBELWERK

12.2

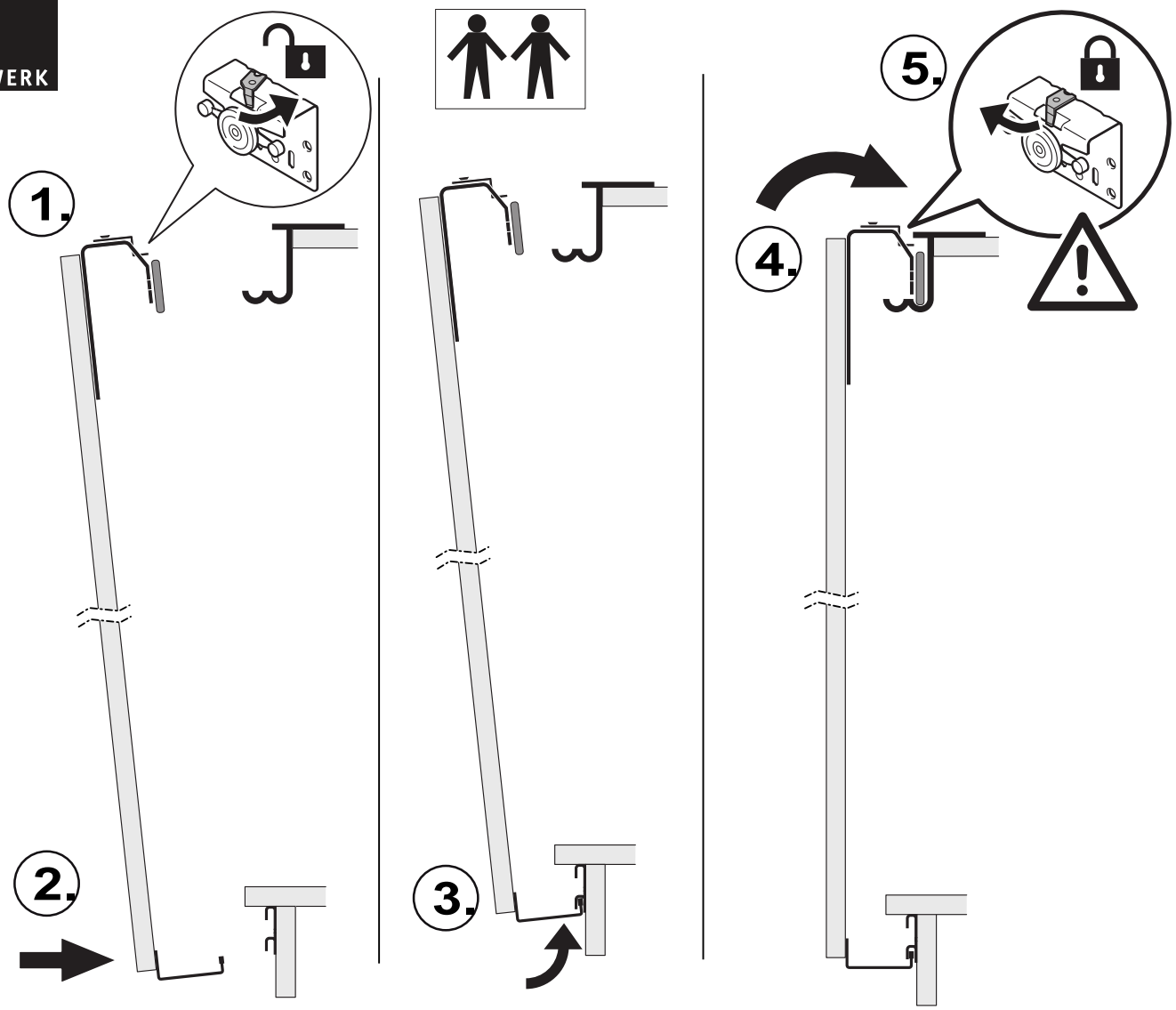

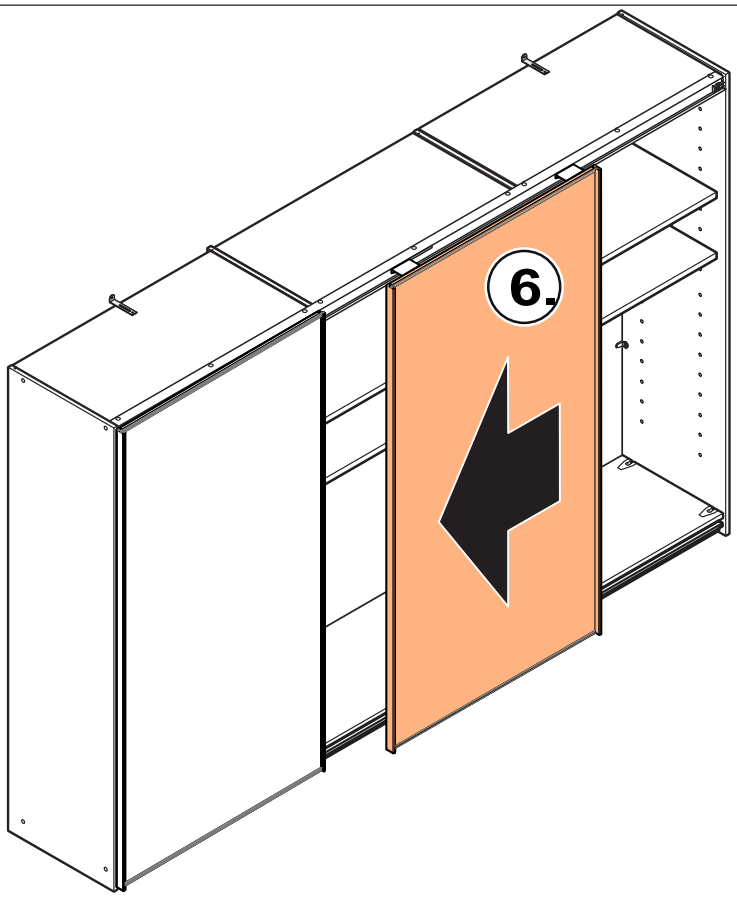

STAUD MÖBELWERK
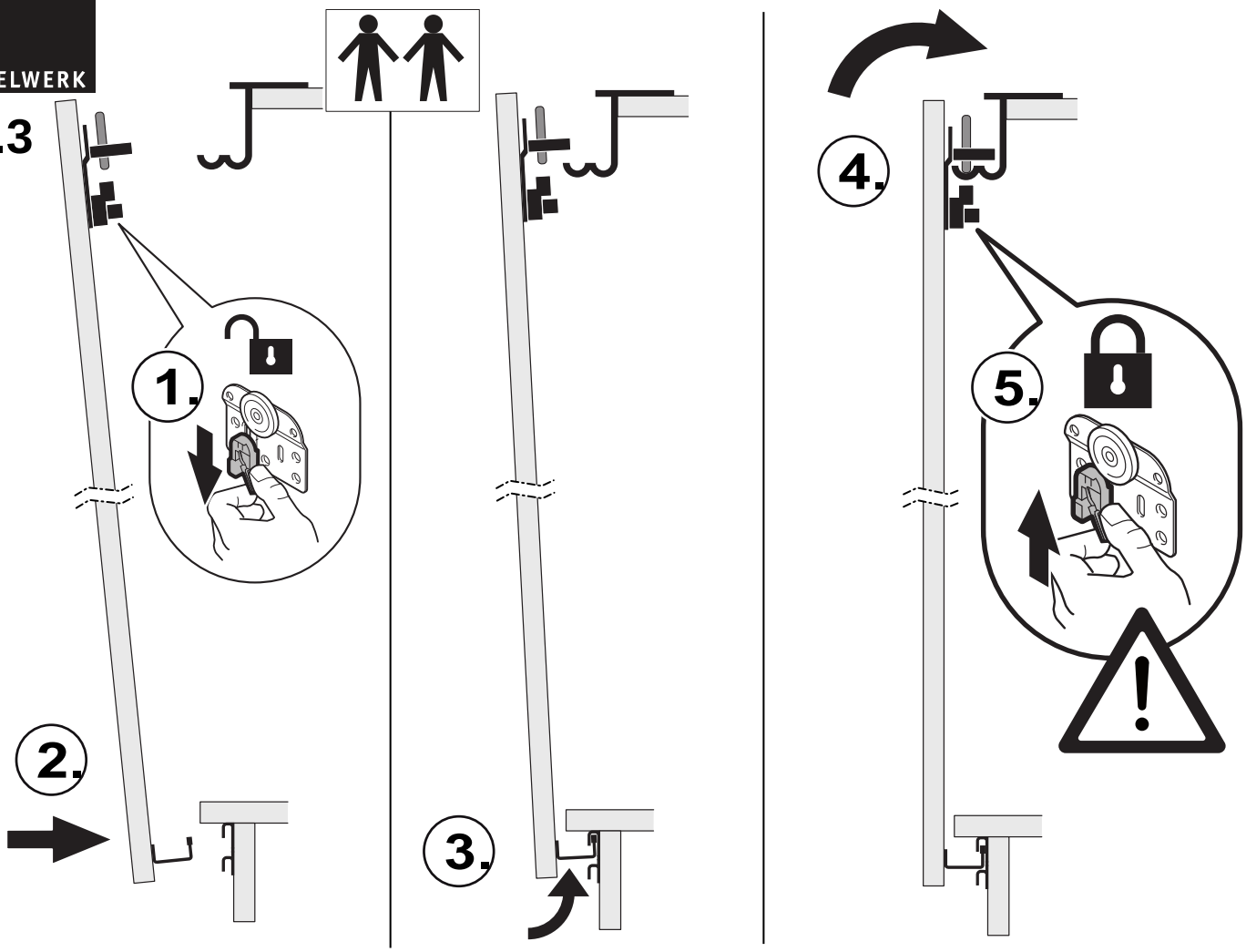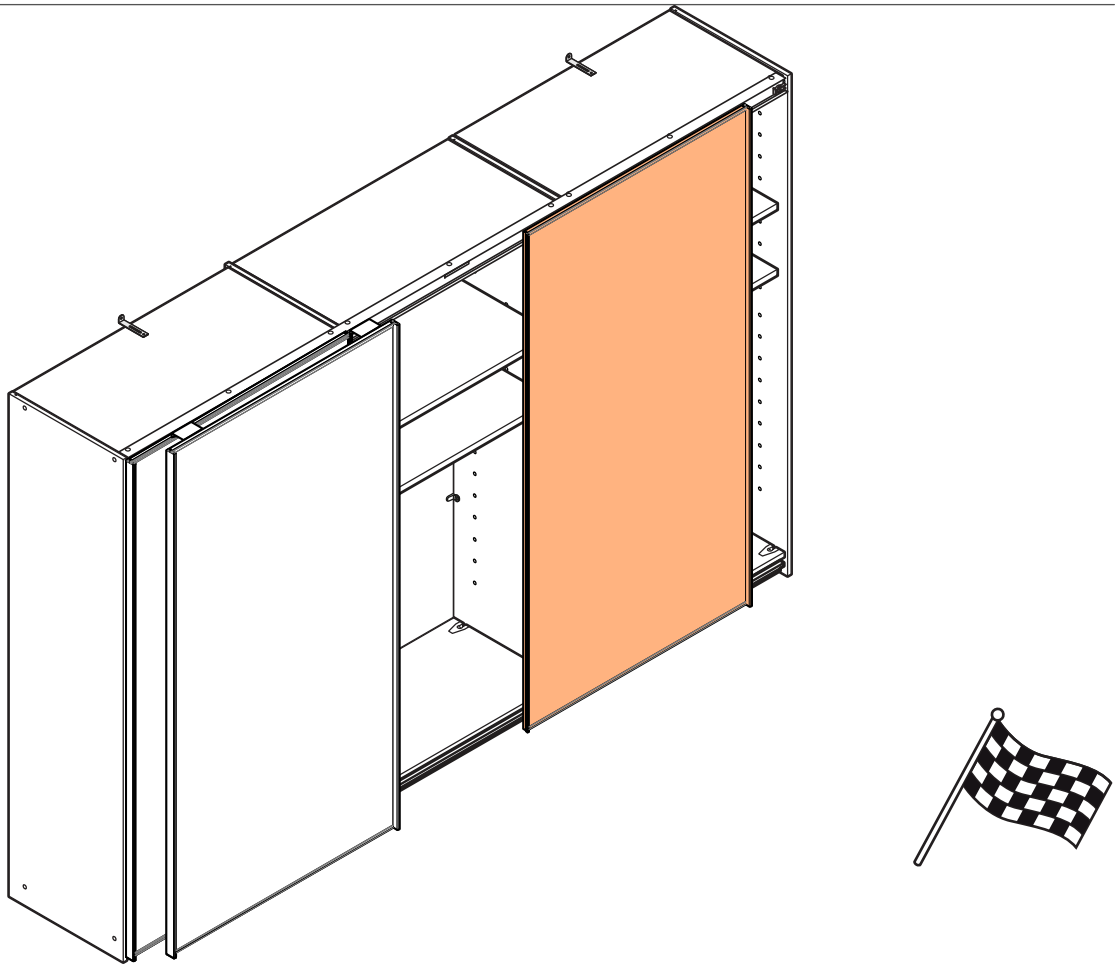
12.3