07.11.2011	00	VHÖ	1 / 1	Montageanleitung Elementverbinder	FOB_MO_0002
Stand	Revision	Verfasser	Seite(n)	Bezeichnung	lfd. Nr.

1

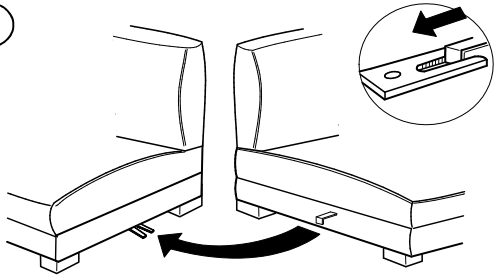

2

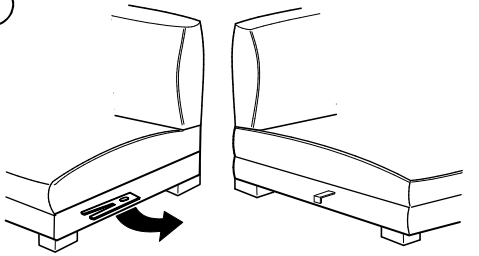

3

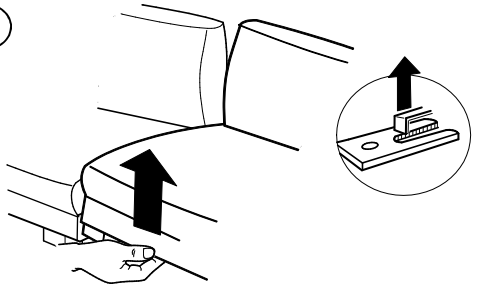

FOB_FU_0610

DE Fuß / Position
EN Foot / Position
NL Poot / Positie
IT Piedi / Posizione
RU Ноги / Позиция
FR Pied / Position
ES Pie / Posición
TR Ayak / Pozisyon

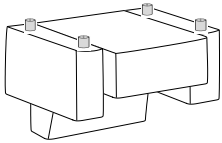

1-Sitzer mit 2 Armlehnen

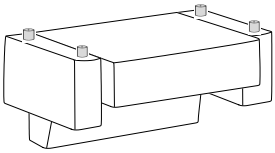

1,5 -Sitzer mit 2 Armlehnen

1,5 medium -Sitzer mit 2 Armlehnen

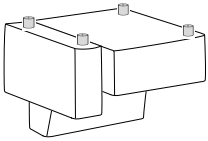

1 - Sitzer mit Armelhne links / rechts

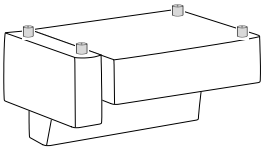

1,5 - Sitzer mit Armelhne links / rechts

1,5 medium - Sitzer mit Armelhne links / rechts

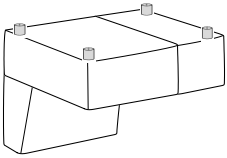

1-Sitzer+ Abschluss links / rechts

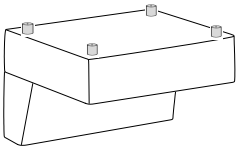

1 - Sitzer ohne Armlehnen

1,5 - Sitzer ohne Armlehnen

1,5 medium - Sitzer ohne Armlehnen

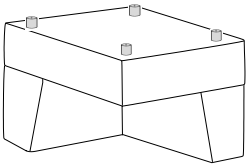

Spitzecke klein

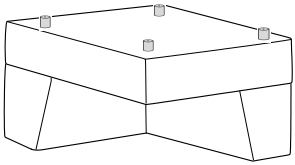

Kombiecke links / rechts

Befestigungsschraube *spax 5x40 mm / 1 Stück*

(A) Höhe 3,5cm						**Modellnummer** 32705, 32706
						Stand 27.04.2020
						Revision 00
Gleiter						
Werkseitig						**Verfasser** IKR

1 2 3 4 5 6 7 8 9 10

Seite 1 - 2

FOB_FU_0610

DE Fuß / Position
EN Foot / Position
NL Poot / Positie
IT Piedi / Posizione
RU Ноги / Позиция
FR Pied / Position
ES Pie / Posición
TR Ayak / Pozisyon

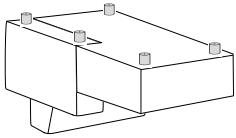

Longchair medium mit Armlehne links / rechts
Longchair mit Armlehne links / rechts
Longchair gross mit Armlehne links / rechts

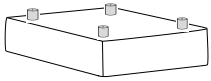

Hocker klein
Hocker medium
Hocker gross

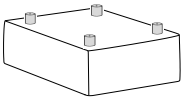

Zwischenhocker mini
Zwischenhocker klein
Zwischenhocker medium
Zwischenhocker

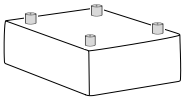

Abschlußhocker mini
Abschlußhocker klein
Abschlußhocker medium
Abschlußhocker

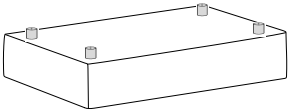

Hockerbank
Hocker klien
Hocker gross

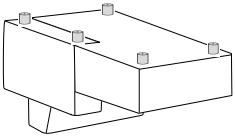

Longchair freistehend medium mit Armlehne links / rechts
Longchair freistehend mit Armlehne links / rechts
Longchair freistehend gross mit Armlehne links / rechts

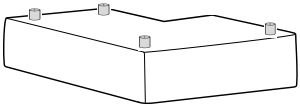

Winkelhocker links / rechts

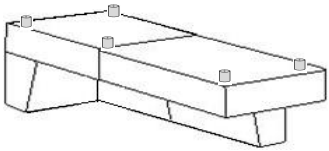

UBE-medium links / rechts

Befestigungsschraube *spax 5x40 mm / 1 Stück*

(A) Höhe 3,5cm						**Modellnummer** 32705, 32706
						Stand 27.04.2020
						Revision 00
Gleiter						
Werkseitig						**Verfasser** IKR

1 2 3 4 5 6 7 8 9 10

Seite 2 - 2